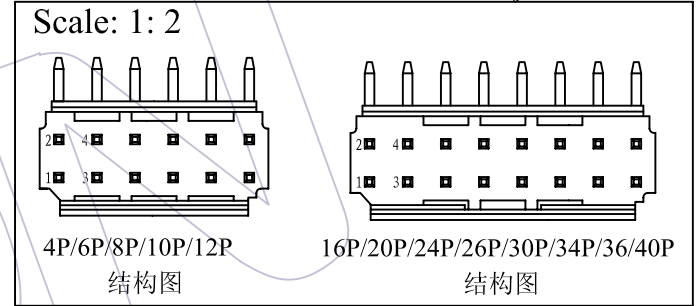
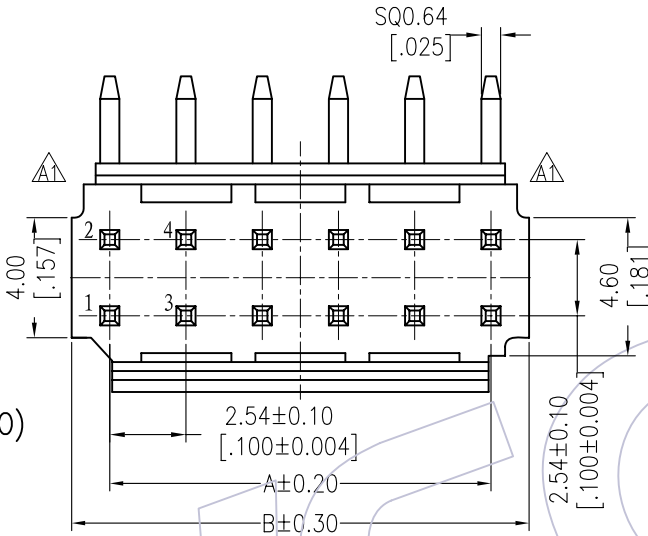
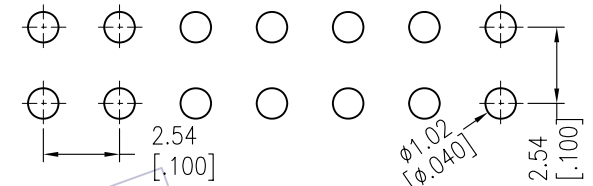


HSF

NOTES:

- Rated Current:3A
- Rated Voltage:250V AC/DC
- Contact Resistance:20mΩ max
- Withstand Voltage:1000V AC/Minute
- Insulation Resistance:1000MΩ min
- Operation Temperature:-25℃ to+85℃
- Contact Material:Brass
- Contact Plating:Sn over Ni
- Insulator Material:PA66+15%GF(UL94V-0)

Recommended P.C.B Layout(Top Side)
(PCB BOARD TOLERANCE±0.05)



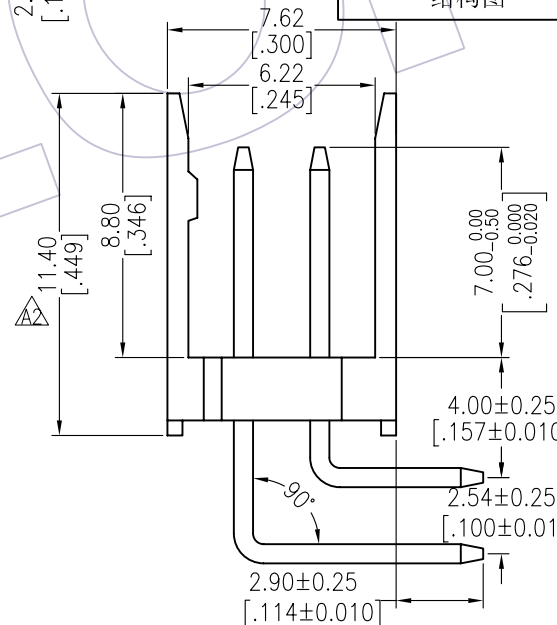
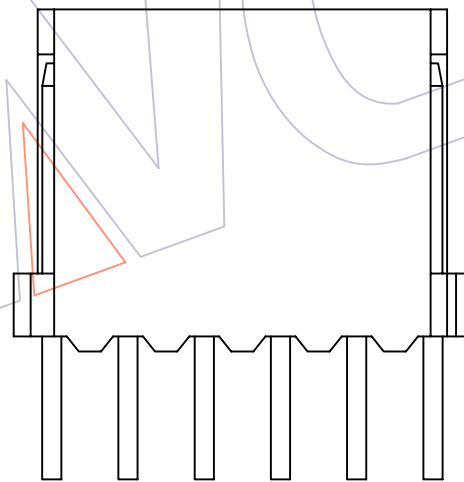
Dimensional & Ordering Information

Circuit	Part No.	Dimension	
		A	B
2x02	WF2547-2WR02XX1	2.54	5.08
2x03	WF2547-2WR03XX1	5.08	7.62
2x04	WF2547-2WR04XX1	7.62	10.16
2x05	WF2547-2WR05XX1	10.16	12.70
2x06	WF2547-2WR06XX1	12.70	15.24
2x08	WF2547-2WR08XX1	17.78	20.32
2x10	WF2547-2WR10XX1	22.86	25.40
2x12	WF2547-2WR12XX1	27.94	30.48
2x13	WF2547-2WR13XX1	30.48	33.02
2x15	WF2547-2WR15XX1	35.56	38.10
2x17	WF2547-2WR17XX1	40.64	43.18
2x18	WF2547-2WR18XX1	43.18	45.72
2x20	WF2547-2WR20XX1	48.26	50.80

Ordering Information

WF2547 -2 WR XX X X 1

- No. of Row: Dual Row
- No. of pins: 02P~20P
- Color: U=Blue, W=White, B=Black
- Packing: 0=PE Bag, T=Tube



REV	DATE	MODIFICATION DESCRIPTION	CHANGE	APPROVE	OPERATION	DRAW	Cany Liu	11/04/28	SCALE	Fit	WVCON	
A2	11/04/28	Modify Drawing tolerance	---	---	x.x	±0.40			UNIT	mm	PART NO.	
A1	09/09/15	Modify Drawing	---	---	x.xx	±0.25			SIZE	A4	TITLE:	
A0	09/06/29	NEW	---	---	x.xxx	±0.15			SHEET	1/1	Customer NO.	
					Angle	± 3'			PROJ.			
					DIM	TOL						