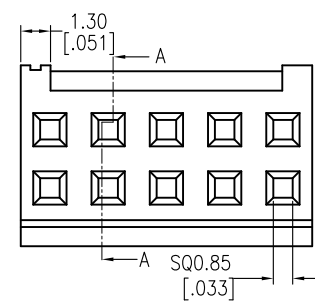
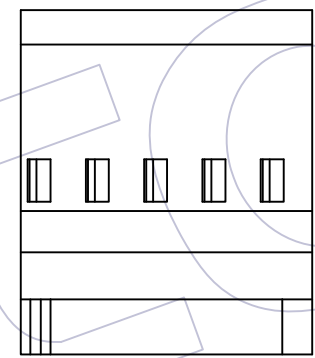
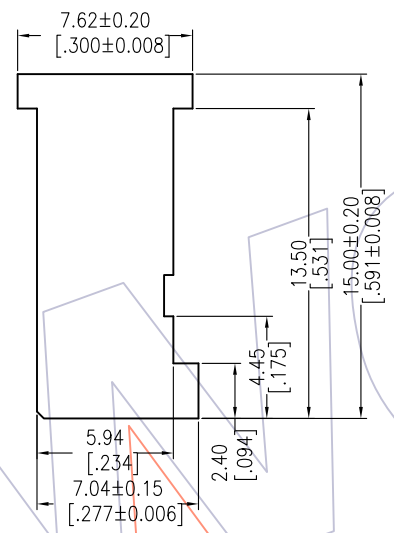
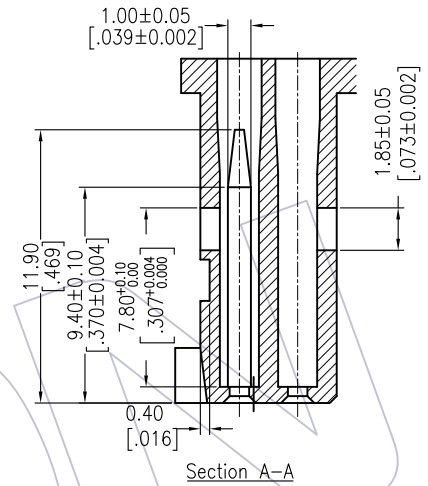
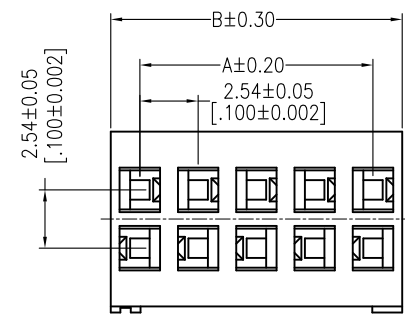


HSF

NOTES:
 Rated Current:3.0A
 Contact Resistance:20mΩ max
 Withstand Voltage:1000V AC/Minute
 Insulation Resistance:1000MΩ min
 Operation Temperature:-25°C to+85°C

Insulator Material:PBT+30%G.F UL94V-0
 Used with:WF2547-T
 Mated with:WF2547-Wafer



Ordering Information

WF2547 - 2 H XX X 0 1

No. of pins: 02P-20P
 Color: E=Beige, W=White, B=Black, U=Blue
 Packing: 0=PE Bag

Dimensional & Ordering Information:

Circuit	Part No.	Dimension	
		A	B
2x02	WF2547-2H02X01	2.54	5.08
2x03	WF2547-2H03X01	5.08	7.62
2x04	WF2547-2H04X01	7.62	10.16
2x05	WF2547-2H05X01	10.16	12.70
2x06	WF2547-2H06X01	12.70	15.24
2x07	WF2547-2H07X01	15.24	17.78
2x08	WF2547-2H08X01	17.78	20.32
2x09	WF2547-2H09X01	20.32	22.86
2x10	WF2547-2H10X01	22.86	25.40
2x12	WF2547-2H12X01	27.94	30.48
2x15	WF2547-2H15X01	35.56	38.10
2x18	WF2547-2H18X01	43.18	45.72
2x20	WF2547-2H20X01	48.26	50.80

REV	DATE	MODIFICATION DESCRIPTION	CHANGE	OPERATION		DRAW	DATE	SCALE	FIT	PART NO.
				X.X	±0.40					
A1	2013/11/14	Add 2X02P Information		X.XX	±0.25	JYHuang	2013/11/14	UNIT	mm	SEE TAB
AO	2012/09/28	NEW		X.XXX	±0.15	CHECK	DATE	SIZE	A4	TITLE: 2.54 Housing Dual Row "T"Type
				Angle	± 3'	APPROVE	DATE	SHEET	1/1	Customer NO.
				DIM	TOL			PROJ.		