

HSF

NOTES:

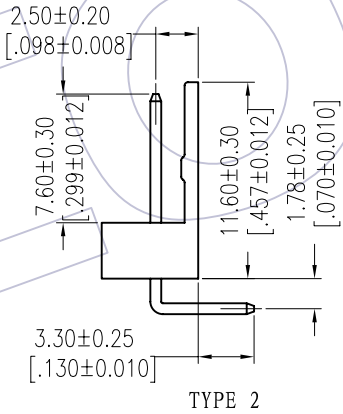
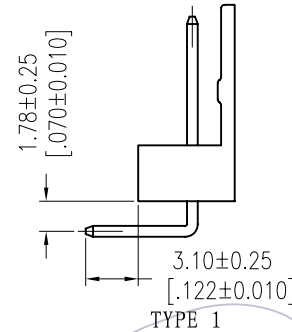
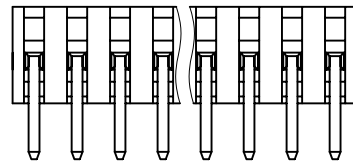
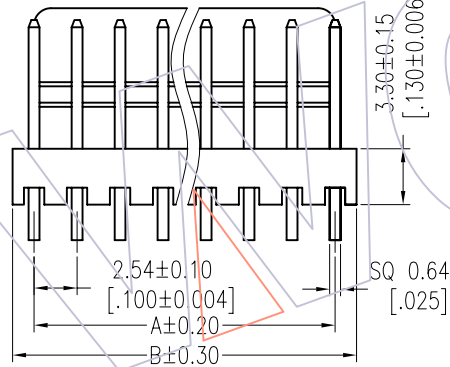
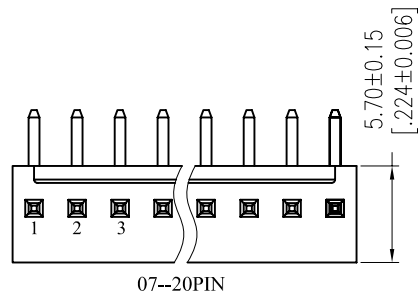
Current Rating:3.0A
 Contact Resistance:20mΩ Max
 Withstand Voltage:1000V AC/DC
 Insulation Resistance:1000MΩ Min
 Operation Temperature:-25℃ to +85℃

Contact Material:Brass
 Contact plating:Au Or Sn Over Ni
 Insulator Material:PA66+25%G.F (UL94V-0)
 PA46+30%G.F (UL94V-0)

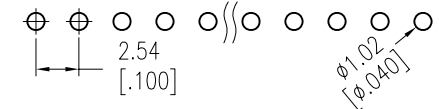
Ordering Information

WF2541 -WR XX X 0 X

- No. of pins: 02-20P
- Contact Plating: S0=Gold Flash/Tin, S3=10u"Gold/Tin, S4=15u"Gold/Tin, S5=30u"Gold/Tin, G0=Gold Flash, G3=10u"Gold, G4=15u"Gold, G5=30u"Gold, Blank=Tin
- Color: B=Black, E= Beige, W=White, T=Natural
- Packing: 1=Type 2, 2=Type 1



Recommended P.C.B Layout(Top Side)
 (PCB BOARD TOLERANCE±0.05)



Specification & Ordering Information:

Circuit	Part No.	Dimension		Q'TY/ bag
		A	B	
02	WF2541-WR02EOX	2.54	5.08	1,000
03	WF2541-WR03EOX	5.08	7.62	1,000
04	WF2541-WR04EOX	7.62	10.16	1,000
05	WF2541-WR05EOX	10.16	12.70	500
06	WF2541-WR06EOX	12.70	15.24	500
07	WF2541-WR07EOX	15.24	17.78	500
08	WF2541-WR08EOX	17.78	20.32	500
09	WF2541-WR09EOX	20.32	22.86	400
10	WF2541-WR10EOX	22.86	25.40	400
11	WF2541-WR11EOX	25.40	27.94	300
12	WF2541-WR12EOX	27.94	30.48	300
13	WF2541-WR13EOX	30.48	33.02	300
14	WF2541-WR14EOX	33.02	35.56	300
15	WF2541-WR15EOX	35.56	38.10	200
16	WF2541-WR16EOX	38.10	40.64	200
17	WF2541-WR17EOX	40.64	43.18	200
18	WF2541-WR18EOX	43.18	45.72	200
19	WF2541-WR19EOX	45.72	48.26	200
20	WF2541-WR20EOX	48.26	50.80	200

TYPE	PART NO.
TYPE 1	WF2541-WRXXE02
TYPE 2	WF2541-WRXXE01

REV	DATE	MODIFICATION DESCRIPTION	CHANGE	OPERATION		DRAW Tang	DATE 2012/09/08	SCALE UNIT	FIT mm inch	PART NO. SEE TAB	TITLE: "M"TYPE 2.54 Wafer 90°	Customer NO.
				X.X	±0.40							
				X.XX	±0.25	CHECK	DATE	SIZE	A4			
				X.XXX	±0.15	APPROVE	DATE	SHEET	1/1			
				Angle	± 3'			PROJ.				
				DIM	TOL							

WCON