

HSF

NOTES:

Rated Current:3.0AMP.
 Contact Resistance:20mΩ Max.
 Withstand Voltage:1000V AC/DC
 Insulation Resistance:1000MΩ Min.
 Operation Temperature:-40°C to +105°C

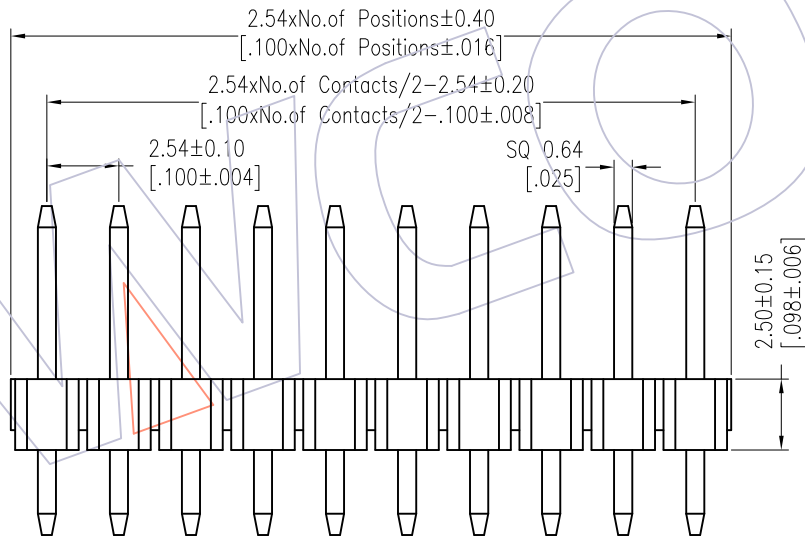
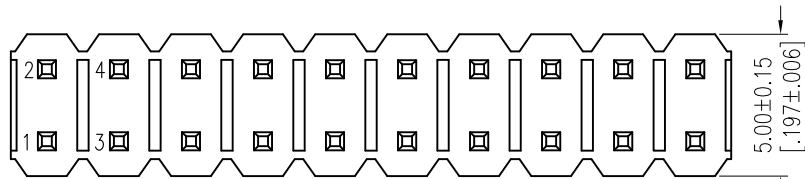
Contact Material:Brass
 Contact Plating:Au or Sn Over Ni
 Insulator Material:PBT+30%G.F UL94V-0 BK(std)
 or PA9T+30%G.F UL94V-0 BK

Ordering Information

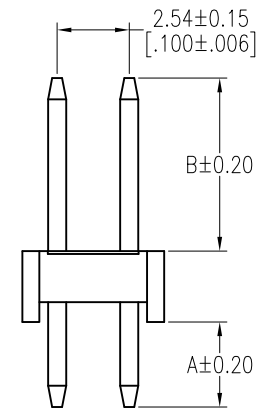
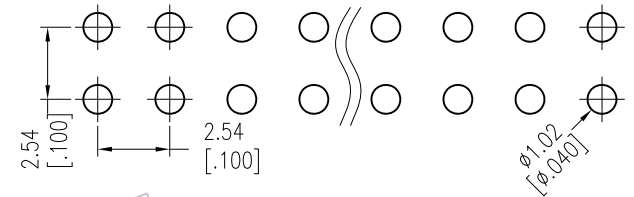
1125-12 XX XX S XXX X 1

No. of Pins Per Row:02-40	Contact Plating	Pin Length	Packing
G0=10u"Gold	G0=Gold Flash	L=A+B+2.5	0=PE Bag
G3=10u"Gold	Standard:085=8.5	T=Tube	
G4=15u"Gold	095=9.5		
G5=30u"Gold	105=10.5		
S0=Gold Flash/Tin	116=11.6		
S3=10u"Gold/Tin	118=11.8		
S4=15u"Gold/Tin	135=13.5		
S5=30u"Gold/Tin			

Item	Pin Length	A	B	Mating
Standard	8.50	3.00	3.00	2135
	9.50	3.00	4.00	2145
	10.50	3.00	5.00	2150
	11.60	3.00	6.10	2171 2185
	11.80	2.40	6.90	2171 2185
Alternate	13.50	3.00	8.00	



Recommended P.C.B Layout (Top Side) (PCB BOARD TOLERANCE±0.05)



OPERATION	DRAW	DATE	SCALE	Fit	PART NO.
X.X ±0.40	William Chen	2016/02/19	UNIT	mm [inch]	1125-12XXXXSXXXX
X.XX ±0.25	CHECK	DATE	SIZE	A4	TITLE:
X.XXX ±0.15	APPROVE	DATE	SHEET	1/1	PH2.54 DUAL ROW S/T H=2.5
Angle ± 3'			PROJ.		Customer NO.
DIM TOL					

REV	DATE	MODIFICATION DESCRIPTION	CHANGE
A1	2016/02/19	MODIFY DRAWING	-----
A0	2012/05/28	NEW	-----