

HSF

TECHNICAL SPECS:

Current Rating: 3.0AMP
 Contact Resistance: 10mΩ Max
 Dielectric Strength: Min 1000VRMS
 Mechanical Life: Min 500 cycles
 Operation Temperature: -40°C to +105°C

Sleeve: Brass CuZn36Pb3(C36000)
 Contact plating: Au over Ni
 Connecting Pin: Ø0.47mm
 Insulator Material: PPS+30%G.F(UL94V-0)

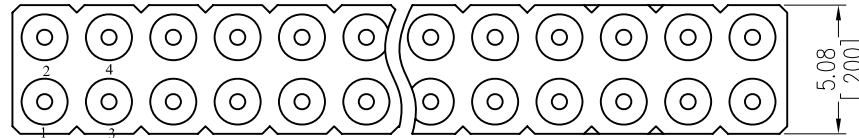
Ordering Information

3510-302 XX S XX 100 X 1

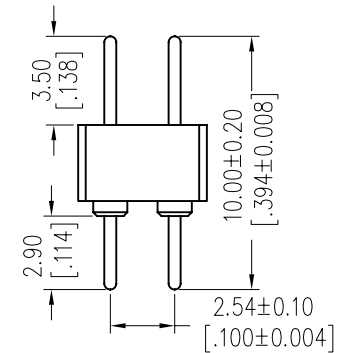
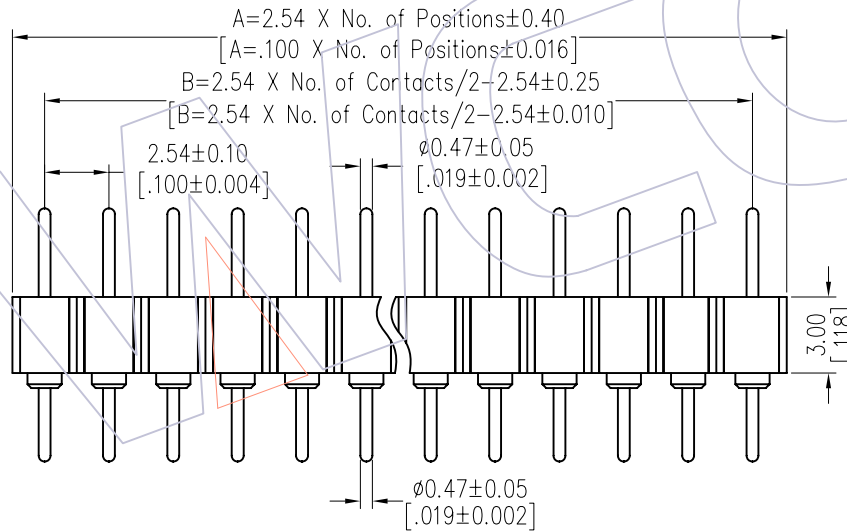
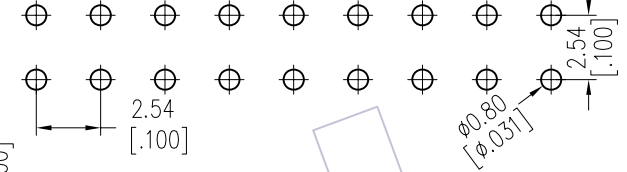
No. of Pin
2-50PIN

Contact Plating
G0=Gold Flash
G3=10u"Gold
G4=15u"Gold
G5=30u"Gold

Packing
A=Tray
T=Tube



Recommended P.C.B Layout(Top Side)
 (PCB BOARD TOLERANCE±0.05)



Item	Pitch	Mating
Standard	2.54	3520
Alternate		

REV	DATE	MODIFICATION DESCRIPTION	CHANGE	OPERATION	DRAW	DATE	SCALE	FIT	PART NO.
				x.x ±0.40	JYHuang	2012/10/22	UNIT	mm	3510-302XXSXX100X
				x.xx ±0.25	CHECK	DATE	SIZE	A4	TITLE:
				x.xxx ±0.15	APPROVE	DATE	SHEET	1/1	2.54mm MACHINED PIN HEADER
				Angle ± 3'			PROJ.	Customer NO.	DUAL ROW 180° H=3.00 L=10.
				DIM TOL					