

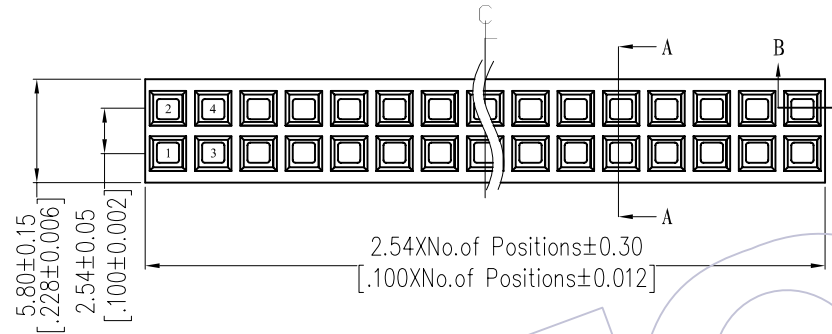
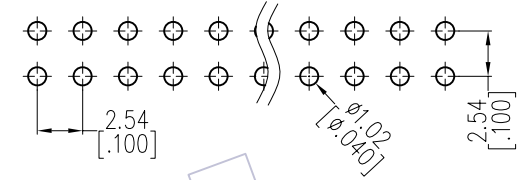
HSF

NOTES:

Current Rating: 3.0AMP
 Contact Resistance: 20mΩ Max
 Withstand Voltage: 1000V AC/DC
 Insulation Resistance: 1000MΩ Min
 Operation Temperature: -40°C to +105°C

Contact Material: Phosphor Bronze
 Contact plating: Au Or Sn over Ni
 Insulator Material: PA9T+30%G.F UL94V-0

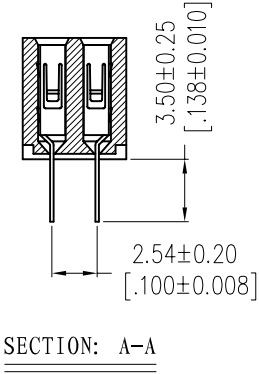
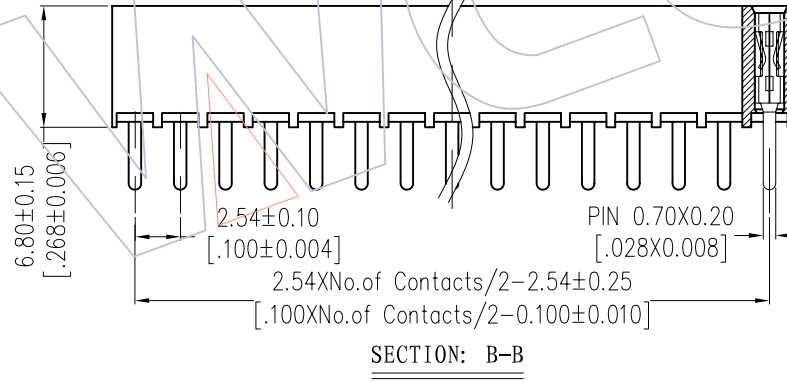
Recommended P.C.B Layout(Top Side)
 (PCB BOARD TOLERANCE±0.05)



Ordering Information

2168T - 2 XX S XX CUNT 1

No. of Pins per ROW: 02-40PIN
 Contact Plating:
 G0=Gold Flash
 G3=10μ"Gold
 G4=15μ"Gold
 G5=30μ"Gold
 S0=Gold Flash/Tin
 S3=10μ"Gold/Tin
 S4=15μ"Gold/Tin
 S5=30μ"Gold/Tin
 SN=Tin
 SM=Matte Tin
 Packing:
 T=Tube



| Item | Pitch | Mating |
|-----------|-------|----------------|
| Standard | 2.54 | 1115/1120/1125 |
| Alternate | | |

| REV | DATE | MODIFICATION DESCRIPTION | CHANGE | OPERATION | DRAW | DATE | SCALE | FIT | PART NO. |
|-----|------|--------------------------|--------|-------------|---------|------------|-------|--------------|---|
| | | | | X.X ±0.40 | JYHuang | 2012/08/10 | UNIT | mm | 2168T-2XXSXXCUNT1 |
| | | | | X.XX ±0.25 | CHECK | DATE | SIZE | A4 | |
| | | | | X.XXX ±0.15 | | | SHEET | 1/1 | TITLE: FH2.54 DUAL ROW 180° DIP H=6.8 TOP ENTER |
| | | | | Angle ± 3° | APPROVE | DATE | PROJ. | Customer NO. | |
| | | | | DIM TOL | | | | | |