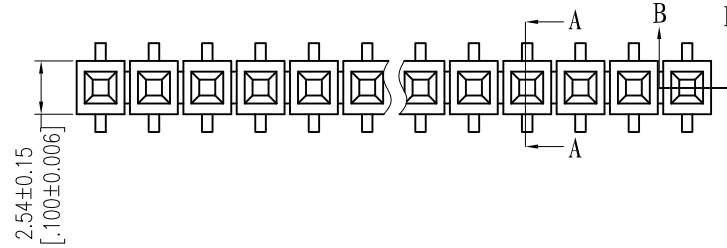
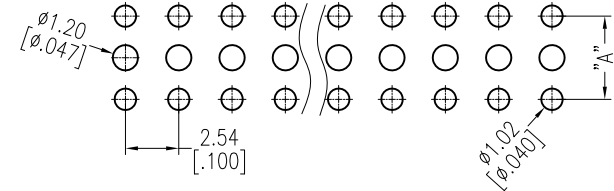


# HSF

NOTES:  
 Current Rating: 3.0AMP  
 Contact Resistance: 20mΩ Max  
 Withstand Voltage: 1000V AC/DC  
 Insulation Resistance: 1000MΩ Min  
 Operation Temperature: -40°C to +105°C

Contact Material: Phosphor Bronze  
 Contact plating: Au Or Sn over Ni  
 Insulator Material: LCP+30%G.F UL94V-0

Recommended P.C.B Layout (Top Side)  
 (PCB BOARD TOLERANCE ±0.05)



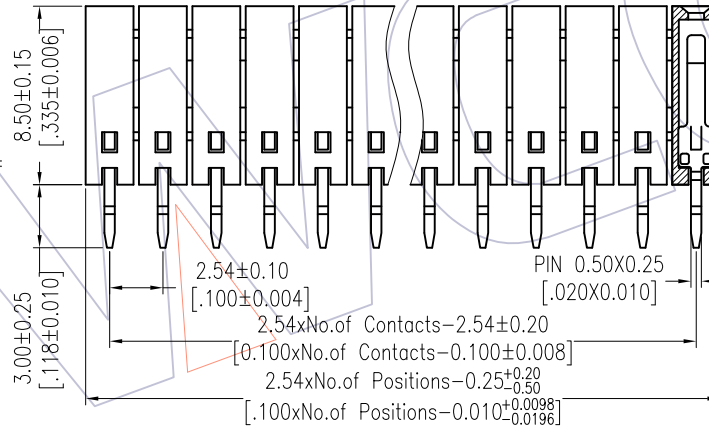
## Ordering Information

2185E - 1 XX W XX D U N T X

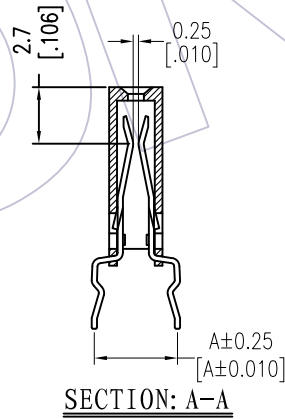
No. of Pins per ROW: 02-40PIN

Contact Plating:  
 G0=Gold Flash  
 G3=10μ"Gold  
 G4=15μ"Gold  
 G5=30μ"Gold  
 S0=Gold Flash/Tin  
 S3=10μ"Gold/Tin  
 S4=15μ"Gold/Tin  
 S5=30μ"Gold/Tin  
 SN=Tin  
 SM=Matte Tin

Packing: T=Tube  
 Series No.:



SECTION: B-B



SECTION: A-A

Item	Pitch	Mating
Standard	2.54	1115/1120/1125
Alternate		

TITLE (DIM:A)	PART NO.
1=3.96	2185E-1XXWXXDUNX1
2=3.17	2185E-1XXWXXDUNX2
3=5.08	2185E-1XXWXXDUNX3

REV	DATE	MODIFICATION DESCRIPTION	CHANGE	OPERATION	DRAW	DATE	SCALE	FIT	PART NO.
				x.x ±0.40	Wang	2013/01/02	UNIT	mm	SEE TABLE
A1	2013/01/02	Modify Drawing	-----	x.xx ±0.25	CHECK	DATE	SIZE	A4	TITLE: FH2.54 SINGLE ROW H=8.5 Provision Broken
AO	2012/08/16	NEW	-----	x.xxx ±0.15	APPROVE	DATE	SHEET	1/1	Customer NO.
				Angle ± 3'			PROJ.		
				DIM TOL					