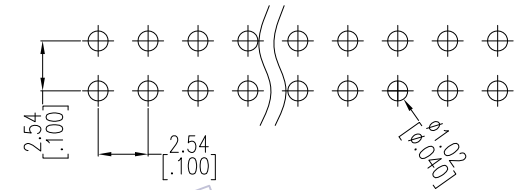
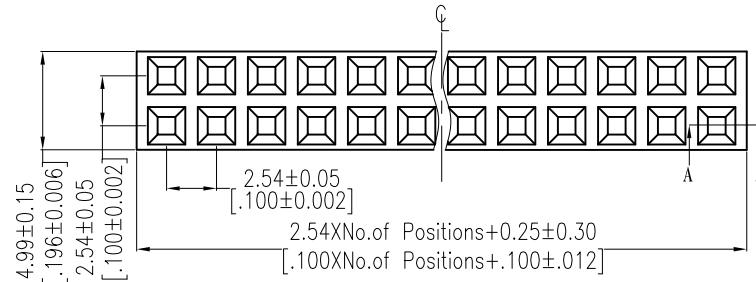


HSF

NOTES:
 Rated Current:3.0AMP
 Contact Resistance:20mΩ max
 Withstand Voltage:1000V AC/DC
 Insulation Resistance:1000MΩ min
 Operation Temperature:-40°C to +105°C

Contact Material:Phosphor Bronze or Brass Δ
 Contact Plating:Au Or Sn Over Ni
 Insulator Material:PA9T+30%G.F UL94V-0(Std)
 Or PBT+30%G.F UL94V-0

Recommended P.C.B Layout(Top Side)
 (PCB BOARD TOLERANCE±0.05)



Ordering Information

2185DN X - 2 XX S XX X YN X X

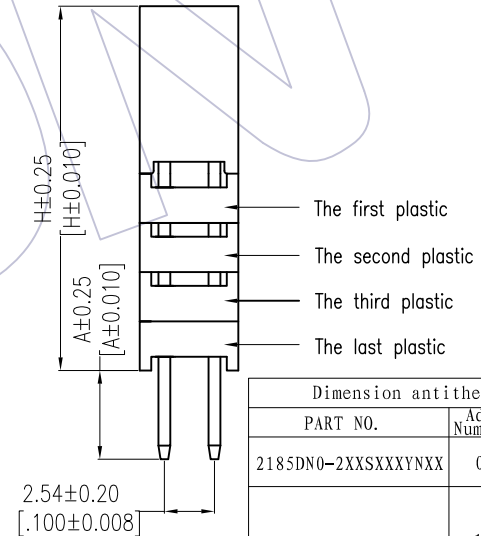
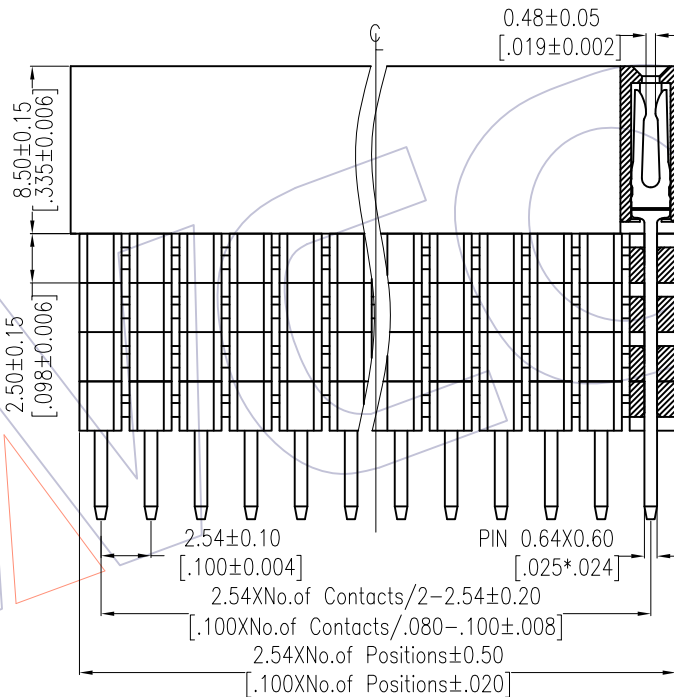
Add number
0-4pcs

No. of Pins per
ROW:02-40PIN

Contact Plating:
 G0=Gold Flash
 G3=10μ"Gold
 G4=15μ"Gold
 G5=30μ"Gold
 S0=Gold Flash/Tin
 S3=10μ"Gold/Tin
 S4=15μ"Gold/Tin
 S5=30μ"Gold/Tin
 SN=Tin

Insulator:
 A=PBT
 C=PA9T

Packing:
 A=Tray
 T=Tube



Dimension antitheses list				
PART NO.	Add Number	Dim H	Dim A	
2185DN0-2XXSXXXYNXX	0	8.50	4.85	9.95
			2.30	5.50
2185DN1-2XXSXXXYNXX	1	11.05	7.35	12.2
			2.85	4.85
2185DN2-2XXSXXXYNXX	2	13.59	4.85	9.65
			2.30	7.10
2185DN4-2XXSXXXYNXX	4	18.67	4.60	

Item	Pitch	Mating
Standard	2.54	1125
Alternate		

REV	DATE	MODIFICATION DESCRIPTION	CHANGE	OPERATION	DRAW	DATE	SCALE	FIT	PART NO.
A2	2014/10/08	Modify drawing	-----	X.X ±0.40	Wang	2014/10/08	UNIT	mm	SEE TABLE
A1	2012/10/18	MODIFY	-----	X.XX ±0.25	CHECK	DATE	SIZE	A4	FH2.54 DUAL 180° ADD HOUSING H=8.5+HOUSING
A0	2012/08/25	NEW	-----	X.XXX ±0.15	APPROVE	DATE	SHEET	1/1	
				Angle ± 3'			PROJ.		Customer NO.