

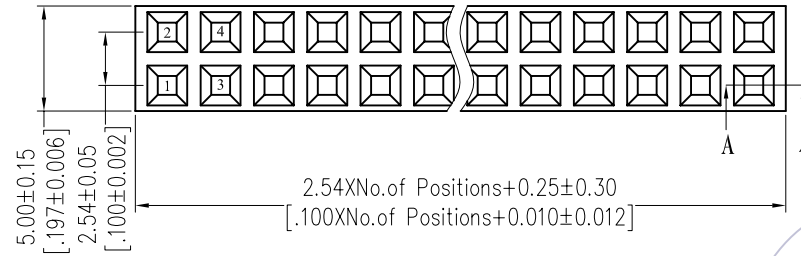
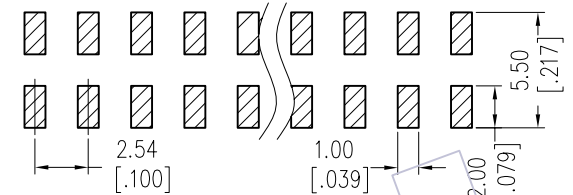
# HSF

**NOTES:**

Current Rating: 3.0AMP  
 Contact Resistance: 20mΩ Max  
 Withstand Voltage: 1000V AC/DC  
 Insulation Resistance: 1000MΩ Min  
 Operation Temperature: -40°C to +105°C

Contact Material: Phosphor Bronze Or Brass  
 Contact plating: Au Or Sn over Ni  
 Insulator Material: PA9T+30%G.F UL94V-0

Recommended P.C.B Layout (Top Side)  
 (PCB BOARD TOLERANCE ±0.05)



## Ordering Information

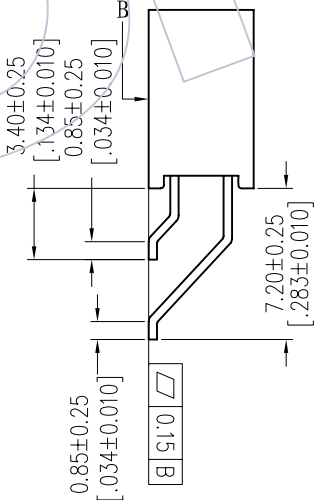
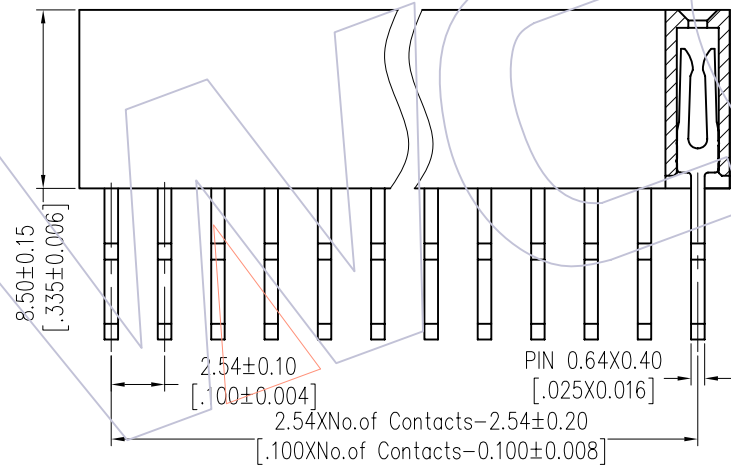
2185 - 2 XX Z XX CYN T 1

No. of Pins per ROW: 02-40PIN

Contact Plating:

- G0=Gold Flash
- G3=10μ"Gold
- G4=15μ"Gold
- G5=30μ"Gold
- S0=Gold Flash/Tin
- S3=10μ"Gold/Tin
- S4=15μ"Gold/Tin
- S5=30μ"Gold/Tin
- SN=Tin
- SM=Matte Tin

Packing:  
 T=Tube  
 R=Tube&Reel



Item	Pitch	Mating
Standard	2.54	1115/1120/1125
Alternate		

REV	DATE	MODIFICATION DESCRIPTION	CHANGE	OPERATION	DRAW	DATE	SCALE	FIT	PART NO.
				X.X ±0.40	JYHuang	2012/08/15	UNIT	mm	2185-2XXZXXCYN TX
				X.XX ±0.25	CHECK	DATE	SIZE	A4	
				X.XXX ±0.15	APPROVE	DATE	SHEET	1/1	TITLE: FH2. 54mm DUAL ROW 90° SMT H=8.50
				Angle ± 3°			PROJ.		Customer NO.
				DIM TOL					