HSF

NOTES:
Current Rating: 3.0AMP
Contact Resistance: 20mΩ Max
Withstand Voltage: 1000V AC/DC
Insulation Resistance: 1000MΩ Min
Operation Temperature: −40℃ to +105℃

Contact Material:Brass
Contact plating:Au Or Sn over Ni
Insulator Material:PA9T+30%G.F UL94V−0 (Std)
Or PBT+30%G.F UL94V−0

Recommended P.C.B Layout(Top Side)
(PCB BOARD TOLERANCE±0.05)

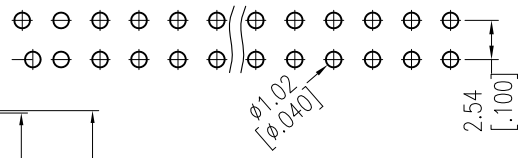

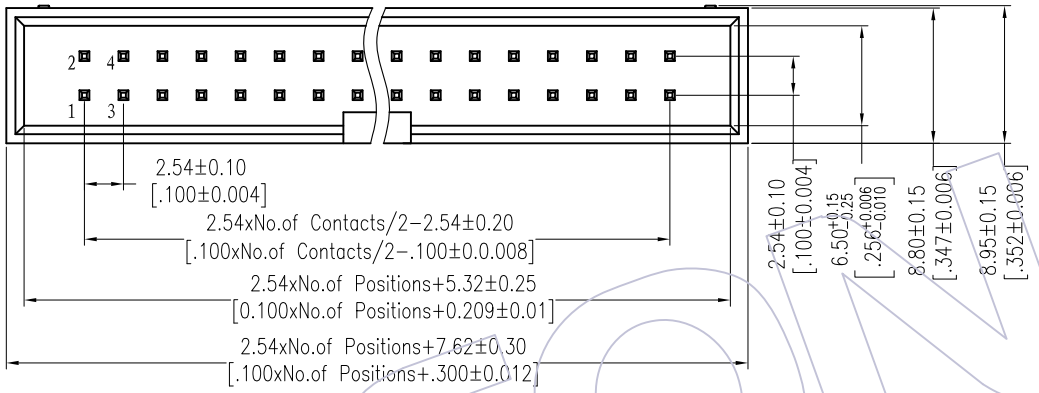

Ordering Information

3110-XX S XX B K00 X X

No.of Pins	Contact Plating	Color Insulator	Packing:
6P 24P	G0=Gold Flash	B=Black	A=Tray
8P 26P	G3=10u"Gold	U=blue	T=Tube
10P 30P	G4=15u"Gold	G=Gray(427C)	
12P 34P	G5=30u"Gold	E=Gray(413C)	
14P 40P	S0=Gold Flash/Tin		
16P 50P	S3=10u"Gold/Tin		
18P 60P	S4=15u"Gold/Tin		
20P 64P	S5=30u"Gold/Tin		
	SN=Tin		

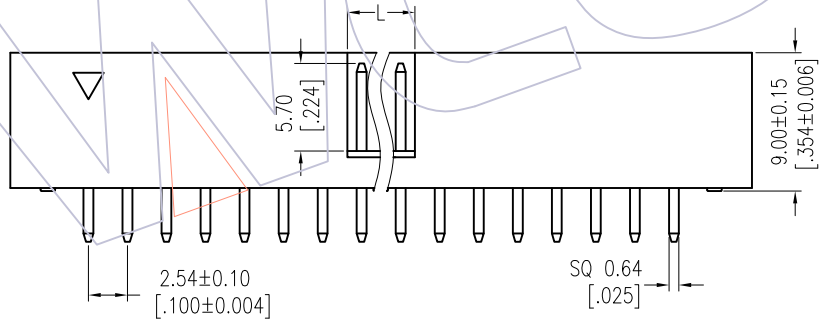

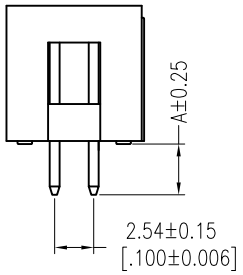

Item	Pitch	Mating
Standard	2.54	5212/2185
Alternate		

Dimension antitheses list		
NO. Pin	STANDARD(A)	L
6P-8P	3.3mm	4.00
10P-64P		4.40

REV	DATE	MODIFICATION DESCRIPTION	CHANGE
A0	2012/09/25	NEW	------

OPERATION		DRAW	DATE	SCALE	FIT
X.X	±0.40	JYHuang	2012/09/25	UNIT	mm
X.XX	±0.25	CHECK	DATE	SIZE	A4
X.XXX	±0.15			SHEET	1/1
Angle	± 3°	APPROVE	DATE	PROJ.	
DIM	TOL				

PART NO. 3110-XXSXXBK00XX

TITLE: 2.54 BOX HEADER 180° H=9.0

Customer NO.

WICON