

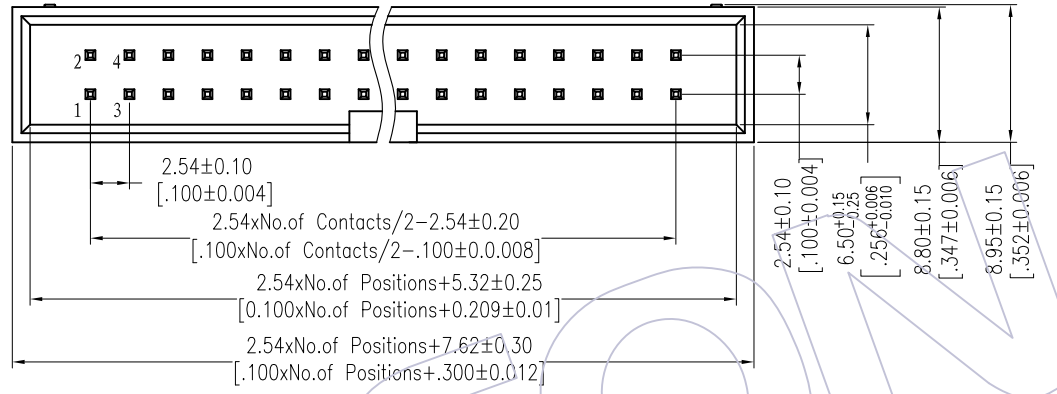
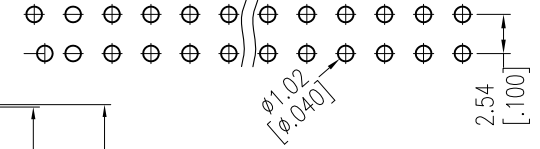
HSF

NOTES:

Current Rating: 3.0AMP
 Contact Resistance: 20mΩ Max
 Withstand Voltage: 1000V AC/DC
 Insulation Resistance: 1000MΩ Min
 Operation Temperature: -40°C to +105°C

Contact Material: Brass
 Contact plating: Au Or Sn over Ni
 Insulator Material: PA9T+30%G.F UL94V-0 (Std)
 Or PBT+30%G.F UL94V-0

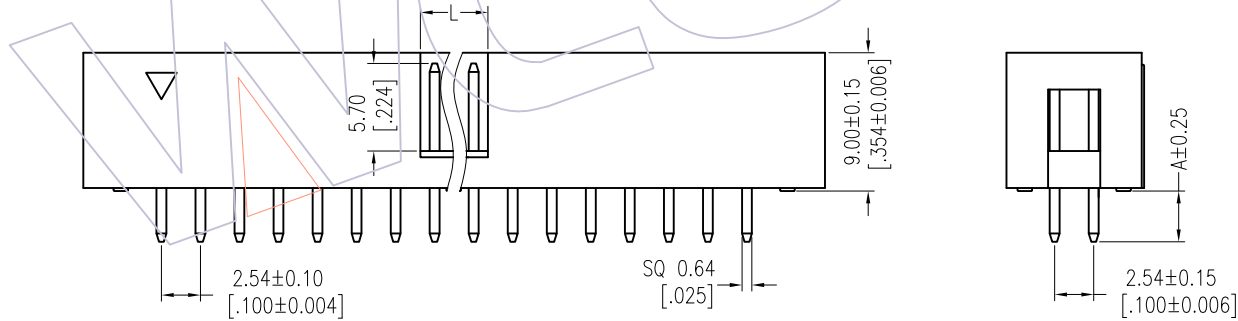
Recommended P.C.B Layout(Top Side)
 (PCB BOARD TOLERANCE±0.05)



Ordering Information

3110-XX S XX B K00 XX

No. of Pins	Contact Plating	Color Insulator	Packing:
6P 24P	G0=Gold Flash	B=Black	A=Tray
8P 26P	G3=10u"Gold	U=blue	T=Tube
10P 30P	G4=15u"Gold	G=Gray(427C)	
12P 34P	G5=30u"Gold	E=Gray(413C)	
14P 40P	S0=Gold Flash/Tin		
16P 50P	S3=10u"Gold/Tin		
18P 60P	S4=15u"Gold/Tin		
20P 64P	S5=30u"Gold/Tin		
	SN=Tin		



Item	Pitch	Mating
Standard	2.54	5212/2185
Alternate		

Dimension antitheses list		
NO. Pin	STANDARD(A)	L
6P-8P	3.3mm	4.00
10P-64P		4.40

				OPERATION	DRAW	DATE	SCALE	FIT	PART NO.
				x.x ±0.40	JYHuang	2012/09/25	UNIT	mm	3110-XXSXXBK00XX
				x.xx ±0.25	CHECK	DATE	SIZE	A4	TITLE:
				x.xxx ±0.15	APPROVE	DATE	SHEET	1/1	2.54 BOX HEADER 180° H=9.0
AO	2012/09/25		NEW	Angle ± 3'			PROJ.	Customer NO.	
REV	DATE		MODIFICATION DESCRIPTION	DIM TOL					