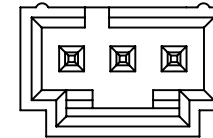
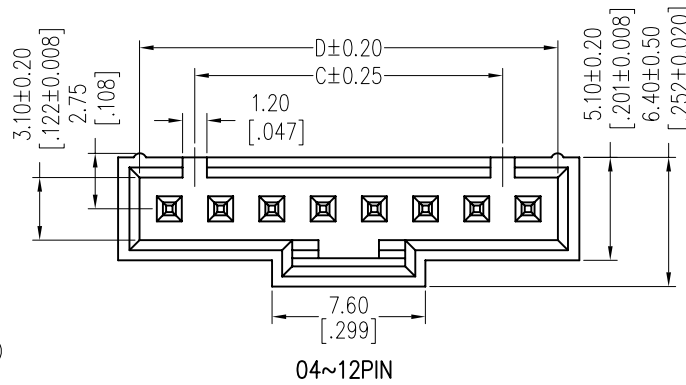
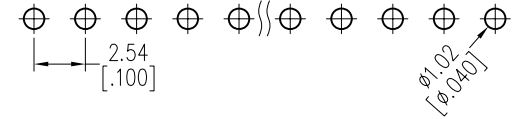


HSF

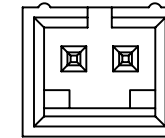
NOTES:
 Rated Current: 3.0AMP
 Contact Resistance: 20mΩ max
 Withstand Voltage: 1000V AC/DC
 Insulation Resistance: 1000MΩ min
 Operation Temperature: -25°C to +85°C

Contact Material: Brass
 Contact plating: Au Or Sn Over Ni
 Insulator Material: PBT+30%G.F UL94V-0

Recommended P.C.B Layout(Top Side)
 (PCB BOARD TOLERANCE±0.05)



3PIN



2PIN

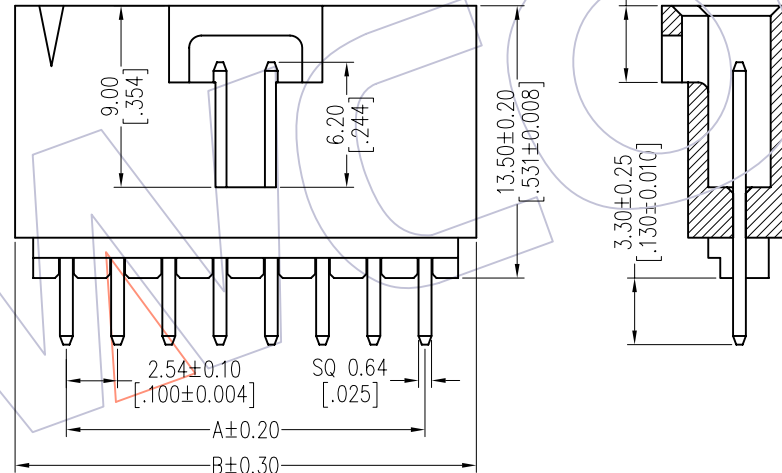
Specification & Ordering Information:

Circuit	Part No.	Dimension				Q'ty /Bag
		A	B	C	D	
02	WF2542-WS02X02	2.54	7.62	--	5.48	1,000
03	WF2542-WS03X02	5.08	10.16	--	8.02	1,000
04	WF2542-WS04X02	7.62	12.70	5.08	10.56	500
05	WF2542-WS05X02	10.16	15.24	7.62	13.10	500
06	WF2542-WS06X02	12.70	17.78	10.16	15.64	400
07	WF2542-WS07X02	15.24	20.32	12.70	18.18	400
08	WF2542-WS08X02	17.78	22.86	15.24	20.72	400
09	WF2542-WS09X02	20.32	25.40	17.78	23.26	250
10	WF2542-WS10X02	22.86	27.94	20.32	25.80	250
11	WF2542-WS11X02	25.40	30.48	22.86	28.34	250
12	WF2542-WS12X02	27.94	33.02	25.40	30.88	250
13	WF2542-WS13X02	30.48	35.56	27.94	33.42	200
14	WF2542-WS14X02	33.02	38.10	30.48	35.96	200
15	WF2542-WS15X02	35.56	40.64	33.02	38.50	200
16	WF2542-WS16X02	38.10	43.18	35.56	41.04	150

Ordering Information

WF2542- WS XX X X 2

No. of Pins: 02~12Pin
 Insulator Color: W= White, B= Black, G= Grey, E= Beige
 Packing: 0=PE Bag, T=Tube



REV	DATE	MODIFICATION DESCRIPTION	CHANGE	OPERATION		DRAW	DATE	SCALE	FIT	PART NO.	TITLE:	Customer NO.
				X.X	±0.40							
				X.XX	±0.25	CHECK	DATE		A4	SEE TAB	2.54mm WAFER CD-ROM 180°	WCON
				X.XXX	±0.15	APPROVE	DATE	SHEET	1/1			
				Angle	± 3'			PROJ.				