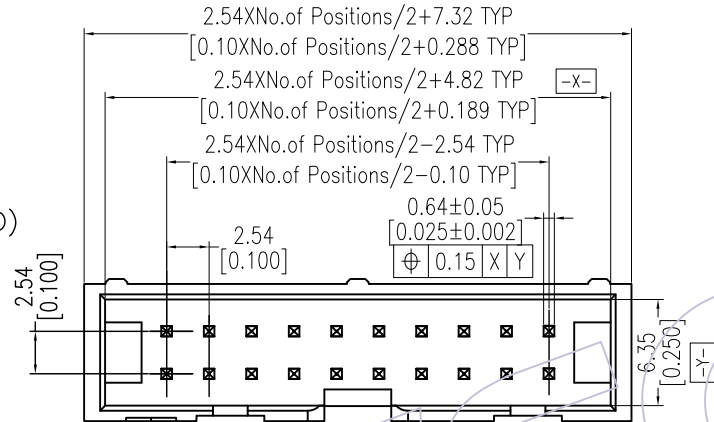
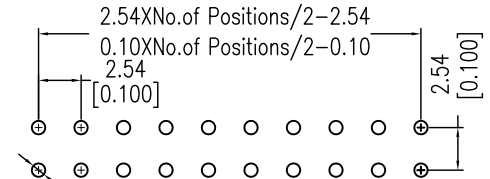


HSF

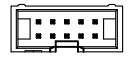
NOTES:
 Current Rating:3AMP
 Contact Resistance:20mΩ max
 Withstand Voltage:500V AC/DC
 Insulation Resistance:1000MΩ min
 Operation Temperature:-55? to +105?

Contact Material:Brass
 Contact plating:Au or Sn Over Ni
 Insulator Material:PBT+30%G.F(UL94V-0)

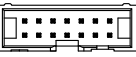
Recommended P.C.B Layout(Top Side)
 (PCB BOARD TOLERANCE±0.05)



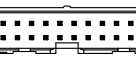
SCALE 1:3



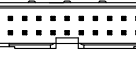
10PIN



14PIN



16~24PIN

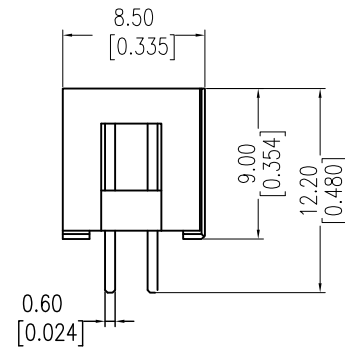
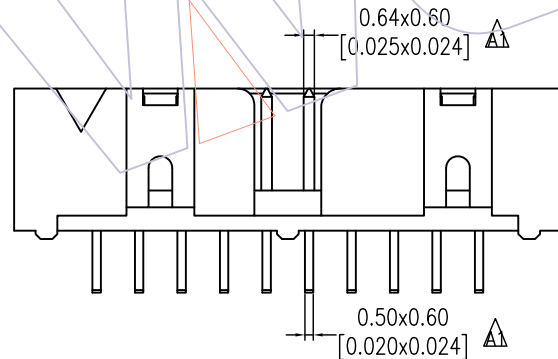


26~64PIN

Ordering Information

3113-XX S XX B K00 X 1

No. of Pins	Contact Plating	Color Insulator	Packing:
10P 30P	S0=Gold Flash/Tin	B=Black	A=Tray
14P 34P	S3=10u"Gold/Tin		T=Tube
16P 40P	S4=15u"Gold/Tin		
20P 50P	S5=30u"Gold/Tin		
24P 60P	SN=Tin		
26P 64P			



				OPERATION		DRAW	DATE	SCALE	FIT	PART NO.	
A2	15/03/30	Modify Drawing	---	X.X	±0.40	William Chen	15/03/30	UNIT	mm	3113-XXSXXBK00X1	
A1	11/12/22	add DIM	---	X.XX	±0.25	CHECK	DATE	SIZE	A4	TITLE:	
A0	11/06/16	NEW	---	X.XXX	±0.15	APPROVE	DATE	SHEET	1/1	2.54Pitch Box Header	
REV	DATE	MODIFICATION DESCRIPTION	CHANGE	Angle	± 3'			PROJ.	⊕	Customer NO.	
				DIM	TOL						