

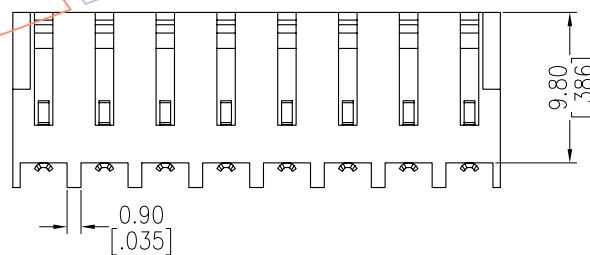
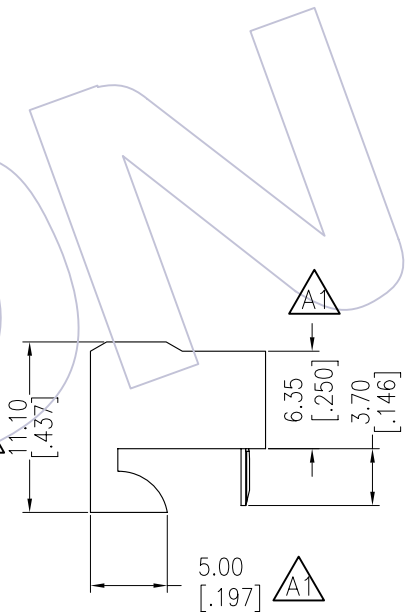
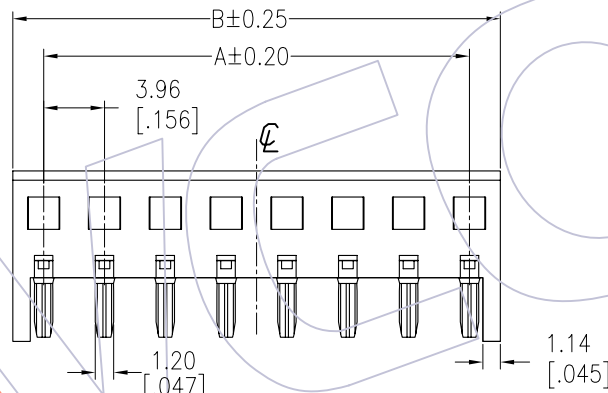
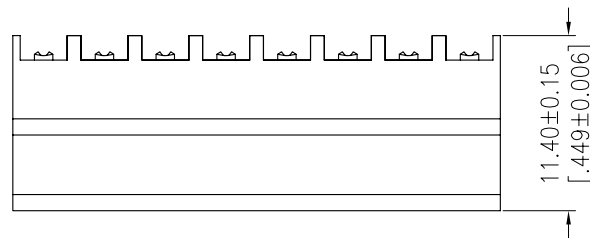
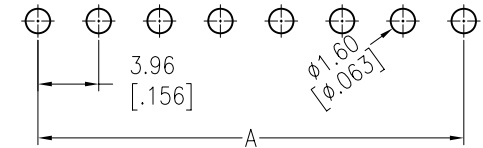
HSF

NOTES:

Current Rating:5.0AMP AC/DC
 Voltage Rating:250V AC/DC
 Contact Resistance:20mΩ max
 Withstand Voltage:1000V AC/minute
 Insulation Resistance:1000MΩ min
 Operation Temperature:-25°C to +85°C

Contact Material:Phorphos bronze
 Contact plating:Sn Over Ni
 Insulator Material:Nylon UL94V-2

Recommended P.C.B Layout(Top Side)
 (PCB BOARD TOLERANCE±0.05)



Dimensional & Ordering Information:

Circuit	Part No.	Dimension	
		A	B
02	WF3966-WR02XX1	3.96	7.98
03	WF3966-WR03XX1	7.92	11.94
04	WF3966-WR04XX1	11.88	15.90
05	WF3966-WR05XX1	15.84	19.86
06	WF3966-WR06XX1	19.80	23.82
07	WF3966-WR07XX1	23.76	27.78
08	WF3966-WR08XX1	27.72	31.74
09	WF3966-WR09XX1	31.68	35.70
10	WF3966-WR10XX1	35.64	39.66
11	WF3966-WR11XX1	39.60	43.62
12	WF3966-WR12XX1	43.56	47.58
13	WF3966-WR13XX1	47.52	51.54
14	WF3966-WR14XX1	51.48	55.50
15	WF3966-WR15XX1	55.44	59.46
16	WF3966-WR16XX1	59.40	63.42
17	WF3966-WR17XX1	63.36	67.38
18	WF3966-WR18XX1	67.32	71.34
19	WF3966-WR19XX1	71.28	75.30
20	WF3966-WR20XX1	75.24	79.26

Ordering Information

WF 3966 - WR XX X X 1

No. of pins: 02~20pin
 Color: B=Black, E=Beige, W=White
 Packing: 0=PE Bag, T=Tube

REV	DATE	MODIFICATION DESCRIPTION	CHANGE	OPERATION		DRAW MYQ	DATE	SCALE	FIT	PART NO. SEE TAB	TITLE: 3.96mm WAFER 90° DIP	WCON	
				Angle	TOL							Http: www.wcon.com	
A1	2011/12/27	Modify drawing		X.X	±0.40		2011.12.27	UNIT	mm			WCON-Dongguan	WCON-Kunshan
AO	2011/11/04	NEW		X.XX	±0.25	CHECK	DATE	SIZE	A4			Tel: +86 769 85358920	Tel: +86 512 57468408
				X.XXX	±0.15	APPROVE	DATE	SHEET	1/1	Customer NO.		Fax: +86 769 85358915	Fax: +86 512 57468468
				DIM	TOL			PROJ.				E-mail: sales@wcon.com	E-mail: salesks@wcon.com