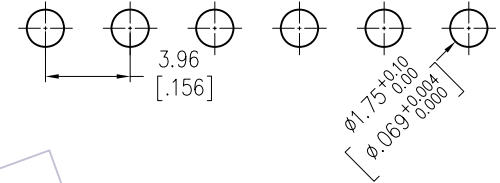
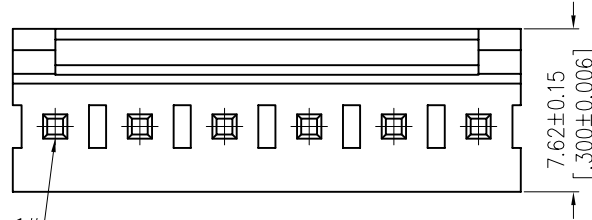


# HSF

Recommended P.C.B Layout(Top Side)  
(PCB BOARD TOLERANCE±0.05)

NOTES:  
 Rated Current: 7.0A  
 Contact Resistance: 20mΩ max  
 Withstand Voltage: 1000V AC/Minute  
 Insulation Resistance: 1000MΩ min  
 Operation Temperature: -40°C to +85°C



Contact Material: Brass  
 Contact plating: Au Or Sn Over Ni  
 Insulator Material: PA66 UL94V-0

Circuit 1#

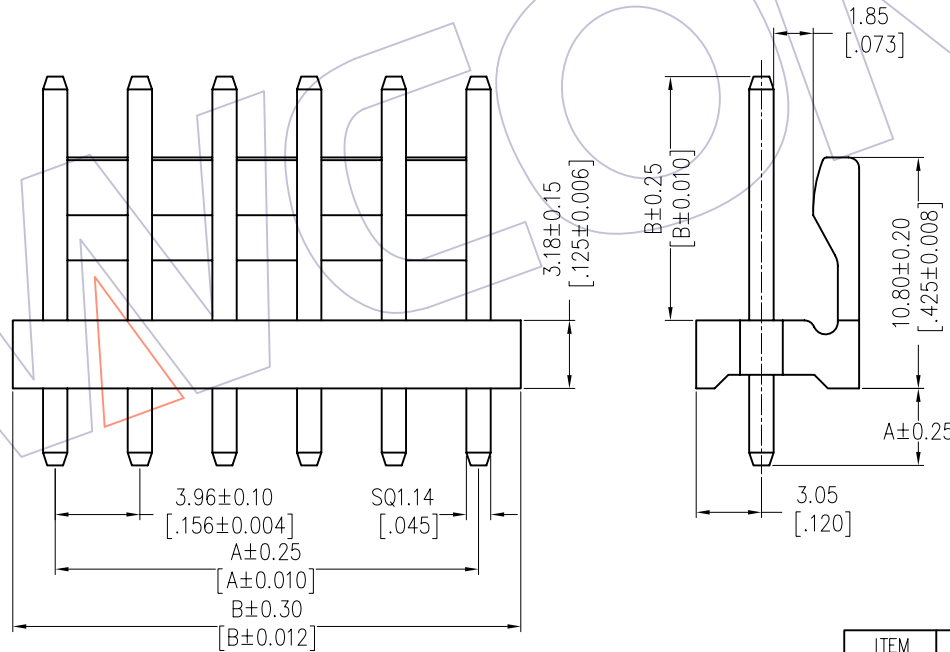
Specification & Ordering Information:

Circuit	Part No.	Dimension	
		A	B
02	WF3967-WS02W01	3.96	7.92
03	WF3967-WS03W01	7.92	11.88
04	WF3967-WS04W01	11.88	15.84
05	WF3967-WS05W01	15.84	19.80
06	WF3967-WS06W01	19.80	23.76
07	WF3967-WS07W01	23.76	27.72
08	WF3967-WS08W01	27.72	31.68
09	WF3967-WS09W01	31.68	35.64
10	WF3967-WS10W01	35.64	39.60
11	WF3967-WS11W01	39.60	43.56
12	WF3967-WS12W01	43.56	47.52
13	WF3967-WS13W01	47.52	51.48
14	WF3967-WS14W01	51.48	55.44
15	WF3967-WS15W01	55.44	63.36
16	WF3967-WS16W01	59.40	63.36
17	WF3967-WS17W01	63.36	67.32
18	WF3967-WS18W01	67.32	71.28
19	WF3967-WS19W01	71.28	75.24
20	WF3967-WS20W01	75.24	79.20

## Ordering Information

WF3967 -WS XX X X 1

No. of pins: 02-15P  
 Contact Plating: S0=Gold Flash/Tin, S3=10u"Gold/Tin, S4=15u"Gold/Tin, S5=30u"Gold/Tin, G0=Gold Flash, G3=10u"Gold, G4=15u"Gold, G5=30u"Gold, Blank=Tin  
 Color: B=Black, E=Beige, T=Natural, W=White  
 Packing: 0=PE Bag



ITEM	A	B
Standard	3.60	11.40
Alternate		

REV	DATE	MODIFICATION DESCRIPTION	CHANGE	OPERATION	DRAW	DATE	SCALE	FIT	PART NO.
				X.X ±0.40	JYHuang	2012/09/17	UNIT mm/inch		SEE TAB
				X.XX ±0.25	CHECK	DATE	SIZE A4		TITLE: VH 3.96 WAFER 180° DIP (SQUARE PIN)
				X.XXX ±0.15	APPROVE	DATE	SHEET 1/1		Customer NO.
				Angle ± 3°			PROJ.		
				DIM TOL					