

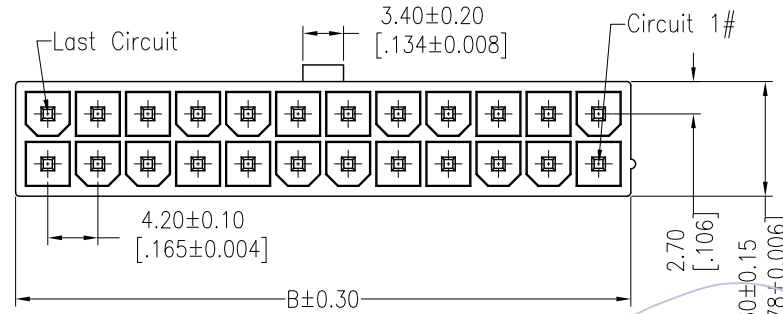
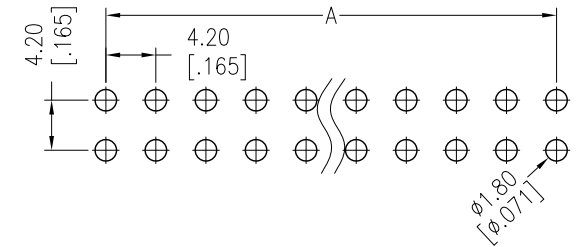
# HSF

**NOTES:**

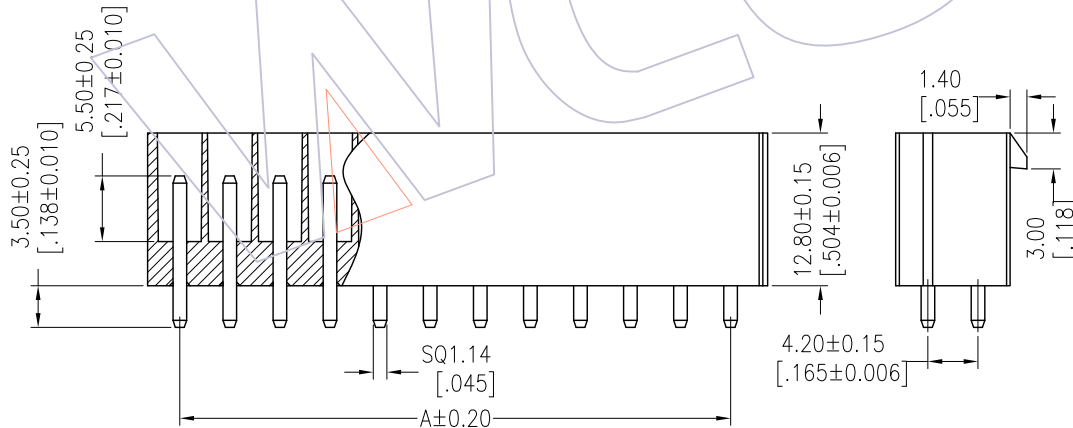
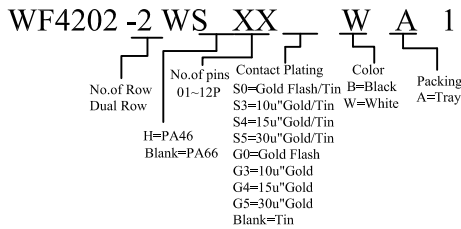
Rated Current:9.0AMP  
 Contact Resistance:30mΩ max  
 Withstand Voltage:1500V AC/minute  
 Insulation Resistance:1000MΩ min  
 Operation Temperature:-25℃ to +85℃

Contact Material:Brass  
 Contact Plating:Au Or Sn Over Ni  
 Insulator Material:PA66 Or PA46

Recommended P.C.B Layout(Top Side)  
 (PCB BOARD TOLERANCE±0.05)



## Ordering Information



Dimensional & Ordering Information

Circuit	Part No.	Dimension		Pcs /Tray
		A	B	
2x01	WF4202-2WS01WA1	---	5.40	450
2x02	WF4202-2WS02WA1	4.20	9.60	260
2x03	WF4202-2WS03WA1	8.40	13.80	180
2x04	WF4202-2WS04WA1	12.60	18.00	140
2x05	WF4202-2WS05WA1	16.80	22.20	110
2x06	WF4202-2WS06WA1	21.00	26.40	100
2x07	WF4202-2WS07WA1	25.20	30.60	80
2x08	WF4202-2WS08WA1	29.40	34.80	70
2x09	WF4202-2WS09WA1	33.60	39.00	60
2x10	WF4202-2WS10WA1	37.80	43.20	60
2x11	WF4202-2WS11WA1	42.00	47.40	50
2x12	WF4202-2WS12WA1	46.20	51.60	50

REV	DATE	MODIFICATION DESCRIPTION	CHANGE	OPERATION	DRAW	DATE	SCALE	FIT	PART NO.
A0	12/09/19	NEW		X.X ±0.40	JYHuang	12/09/19	UNIT mm		WF4202-2WSXXWA1
				X.XX ±0.25	CHECK	DATE	SIZE A4		TITLE:
				X.XXX ±0.15	APPROVE	DATE	SHEET 1/2		4.20 MINI FIT DUAL ROW 180° WITHOUT POST
				Angle ± 3'			PROJ.		Customer NO.
				DIM TOL					