

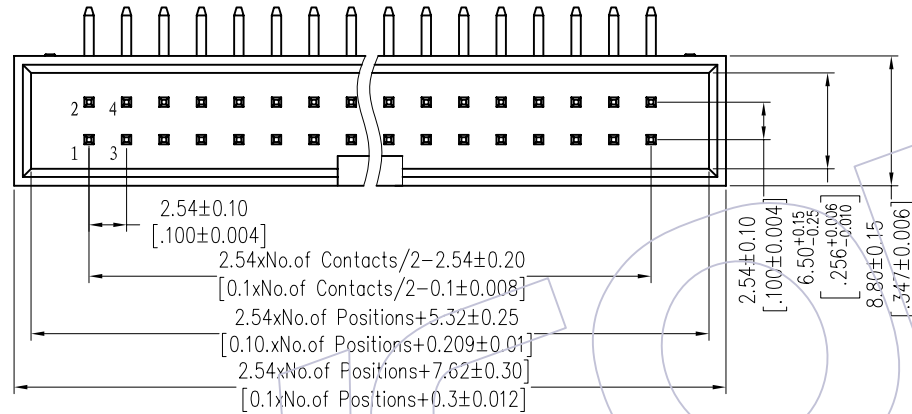
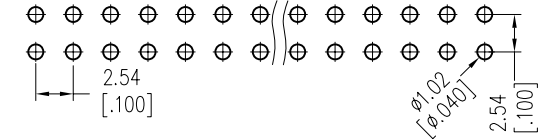
HSF

NOTES:

Current Rating: 3.0AMP
 Contact Resistance: 20mΩ Max
 Withstand Voltage: 1000V AC/DC
 Insulation Resistance: 1000MΩ Min
 Operation Temperature: -40°C to +105°C

Contact Material: Brass
 Contact plating: Au Or Sn over Ni
 Insulator Material: PA9T+30%G.F UL94V-0(Std)
 Or PBT+30%G.F UL94V-0

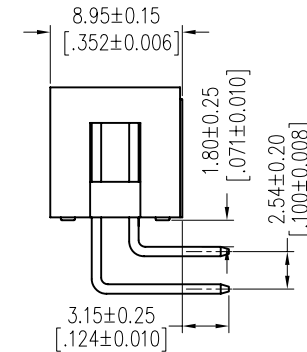
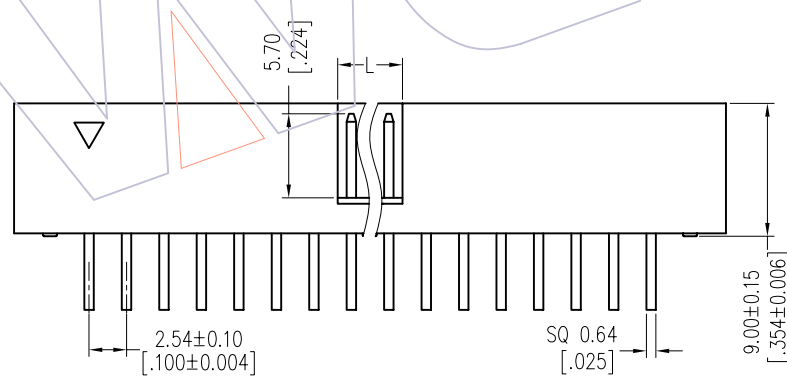
Recommended P.C.B Layout(Top Side)
 (PCB BOARD TOLERANCE±0.05)



Ordering Information

3110-XX R XX B K00 XX

- | | | | |
|------------|-------------------|-----------------|----------|
| No.of Pins | Contact Plating | Color Insulator | Packing: |
| 6P 24P | G0=Gold Flash | B=Black | A=Tray |
| 8P 26P | G3=10u"Gold | U=blue | T=Tube |
| 10P 30P | G4=15u"Gold | G=Gray(427C) | |
| 12P 34P | G5=30u"Gold | E=Gray(413C) | |
| 14P 40P | S0=Gold Flash/Tin | | |
| 16P 50P | S3=10u"Gold/Tin | | |
| 18P 60P | S4=15u"Gold/Tin | | |
| 20P 64P | S5=30u"Gold/Tin | | |
| | SN=Tin | | |



Item	Pitch	Mating
Standard	2.54	5212/2185
Alternate		

Dimension antitheses list	
NO. Pin	L
6P-8P	4.00
10P-64P	4.40

REV	DATE	MODIFICATION DESCRIPTION	CHANGE	OPERATION	DRAW	DATE	SCALE	FIT	PART NO.
				x.x ±0.40	JYHuang	2012/09/25	UNIT	mm	3110-XXRXXBK00XX
				x.xx ±0.25	CHECK	DATE	SIZE	A4	
				x.xxx ±0.15			SHEET	1/1	TITLE:
				Angle ± 3°	APPROVE	DATE	PROJ.	Customer NO.	2.54 BOX HEADER 90° H=9.0
				DIM TOL					