

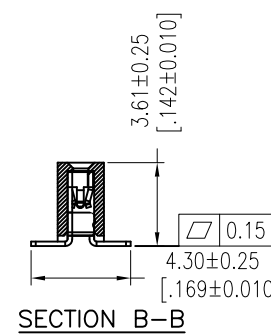
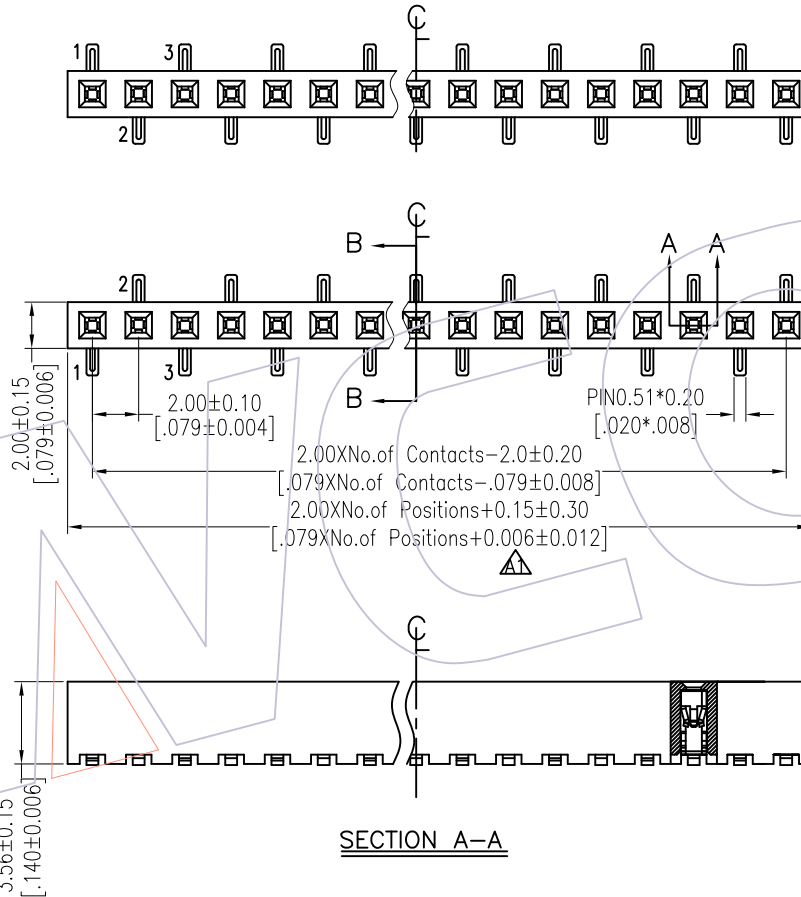
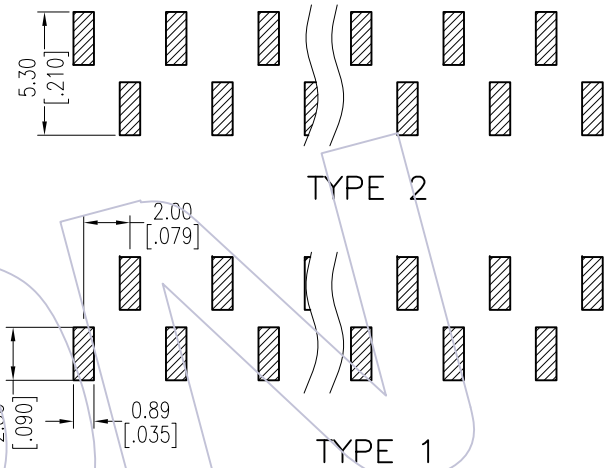
HSF

NOTES:

Current Rating: 2.0AMP
 Contact Resistance: 20mΩ Max
 Withstand Voltage: 500V AC/DC
 Insulation Resistance: 1000MΩ Min
 Operation Temperature: -40°C to +105°C

Contact Material: Phosphor Bronze
 Contact plating: Au Or Sn over Ni
 Insulator Material: PA9T+30%GF UL94V-0

Recommended P.C.B Layout(Top Side)
 (PCB BOARD TOLERANCE±0.05)



Ordering Information

2235-1 XX M XX CUN T X

- No. of Pins per Row: 02-40Pin
- Contact Plating:
 G0=Gold Flash
 G3=10μ"Gold
 G4=15μ"Gold
 G5=30μ"Gold
 S0=Gold Flash/Tin
 S3=10μ"Gold/Tin
 S4=15μ"Gold/Tin
 S5=30μ"Gold/Tin
 SN=Tin
 SM=Matte Tin
- Packing:
 T=Tube
 P=Tube+CAP
 R=Tape&Reel+CAP
- Series No.
 1=Type 1
 2=Type 2

Item	Pitch	Mating
Standard	2.00	1215/1220
Alternate		

TITLE	PART NO.
TYPE 1	2235-1XXMXXCUNT1
TYPE 2	2235-1XXMXXCUNT2

REV	DATE	MODIFICATION DESCRIPTION	CHANGE	OPERATION		DRAW Wang	DATE 2013/06/21	SCALE UNIT	FIT mm	PART NO. SEE TABLE
				X.X	±0.40					
A1	2013/06/21	Modify drawing	-----	X.XX	±0.25	CHECK	DATE	SIZE	A4	TITLE: FH2.0mm SINGLE ROW 180° SMT H=3.56 W=2.0
A0	2012/07/12	NEW	-----	X.XXX	±0.15	APPROVE	DATE	SHEET	1/1	Customer NO.
				Angle	± 3'			PROJ.		
				DIM	TOL					