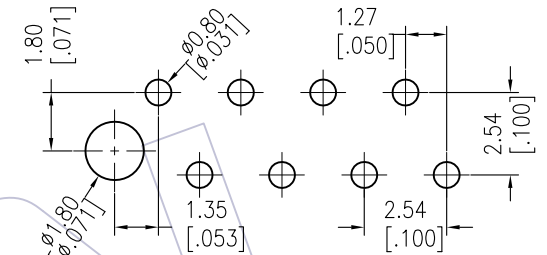
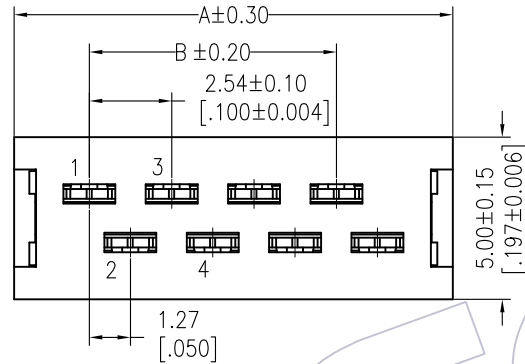


HSF

Recommended P.C.B Layout(Top Side)
(PCB BOARD TOLERANCE±0.05)

NOTES:
 Current Rating: 1.0AMP
 Contact Resistance: 20mΩ Max
 Withstand Voltage: 500V AC/DC
 Insulation Resistance: 1000MΩ Min
 Operation Temperature: -40°C to +105°C

Contact Material:Phosphor Bronze
 Contact plating:Sn Over Ni
 Insulator Material:PBT+30%G.F UL94V-0



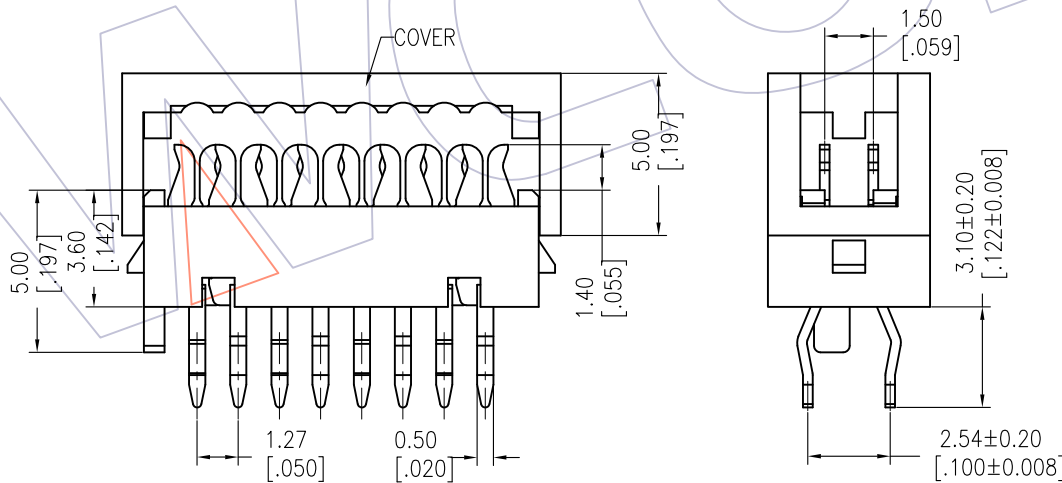
Ordering Information

3900 -XX MI XX A N T 01

No.of pins
 04P 12P
 06P 14P
 08P 16P
 10P 18P
 20P

Contact Plating
 SN=Tin

Packing
 T=Tube



Dimensional & Ordering Information

Circuit	Part No.	Dimension		Q'TY /Tube
		A	B	
04	3900-04MISNANT01	8.45	2.54	69pcs
06	3900-06MISNANT01	10.99	5.08	53pcs
08	3900-08MISNANT01	13.53	7.62	43pcs
10	3900-10MISNANT01	16.07	10.16	36pcs
12	3900-12MISNANT01	18.61	12.70	31pcs
14	3900-14MISNANT01	21.15	15.24	27pcs
16	3900-16MISNANT01	23.69	17.78	24pcs
18	3900-18MISNANT01	26.23	20.32	22pcs
20	3900-20MISNANT01	28.77	22.86	20pcs

REV	DATE	MODIFICATION DESCRIPTION	CHANGE	OPERATION	DRAW	DATE	SCALE	FIT	PART NO.
				x.X ±0.40	JYHuang	2014/05/28	UNIT	mm	SEE TABLE
A1	2014/05/28	Micro Match --Mini Match	-----	x.XX ±0.25	CHECK	DATE	SIZE	A4	TITLE: Mini Match DIP Plug IDC TYPE
AO	2012/10/11	NEW	-----	x.XXX ±0.15			SHEET	1/1	
				Angle ± 3'	APPROVE	DATE	PROJ.		Customer NO.
				DIM TOL					