

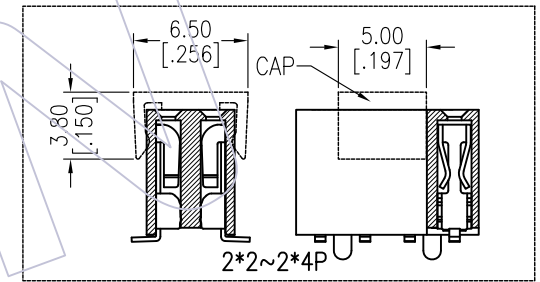
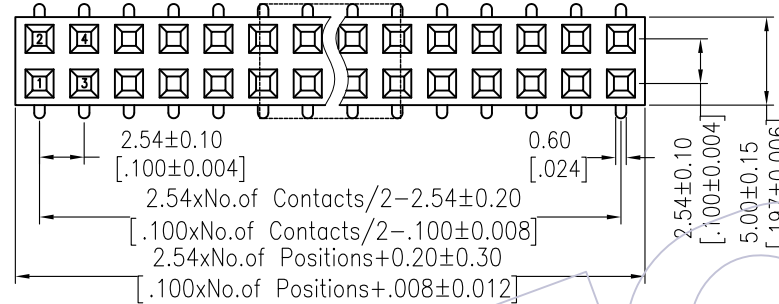
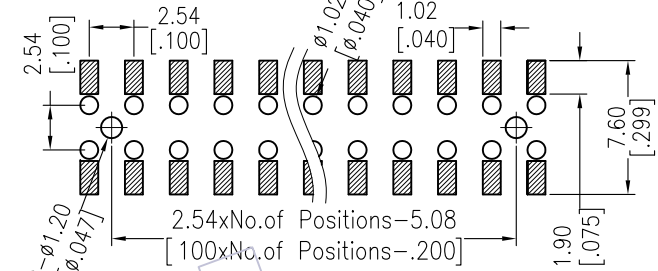
HSF

NOTES:

Rated Current:3.0AMP
 Contact Resistance:20mΩ max
 Withstand Voltage:1000V AC/DC
 Insulation Resistance:1000MΩ min
 Operation Temperature:-40°C to +105°C

Contact Material:Phosphor Bronze
 Contact Plating:Au or Sn Over Ni
 Insulator Material:PA9T+30%G.F UL94V-0

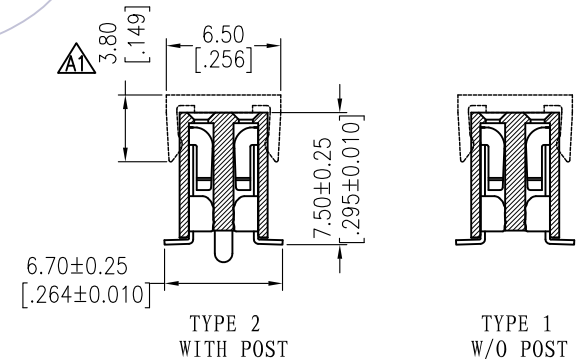
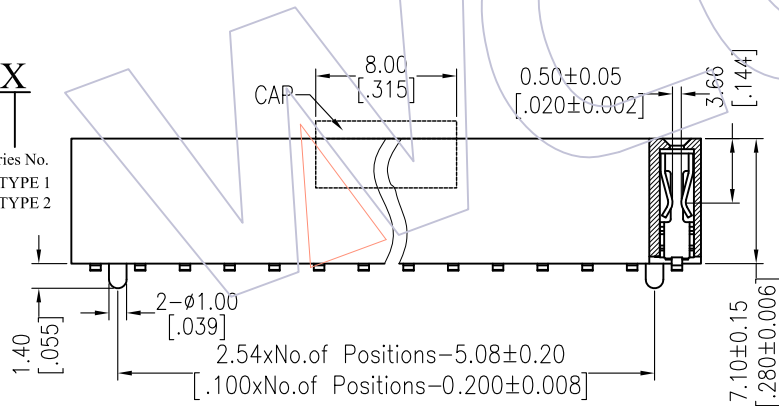
Recommended P.C.B Layout(Top Side)
 (PCB BOARD TOLERANCE±0.05)



Ordering Information

2171-2 XX M XX CUN X X

- No. of Pins per Row: 02-40P
- Contact Plating: G0=Gold Flash, G3=10u"Gold, G4=15u"Gold, G5=30u"Gold, S0=Gold Flash/Tin, S3=10u"Gold/Tin, S4=15u"Gold/Tin, S5=30u"Gold/Tin, SN=Tin
- Packing: T=Tube, P=Tube+CAP, R=Tape&Reel+CAP
- Series No.: 1=TYPE 1, 2=TYPE 2



Item	Pitch	Mating
Standard	2.54	1115/1120/1125
Alternate		

TYPE	PART NO.
TYPE 1	2171-2XXMXXCUN1
TYPE 2	2171-2XXMXXCUN2

REV	DATE	MODIFICATION DESCRIPTION	CHANGE	OPERATION		DRAW wang	DATE	SCALE	FIT	PART NO.
				X.X	±0.40					
A1	13/06/17	Modify CAP 4.30 → 3.80		X.XX	±0.25	CHECK	2013/06/17	UNIT	mm	SEE TABLE
A0	12/08/13	NEW		X.XXX	±0.15	APPROVE		SIZE	A4	TITLE: FH2.54 DUAL ROW 180° SMT H=7.
				Angle	± 3'			SHEET	1/1	Customer NO.
				DIM	TOL			PROJ.		