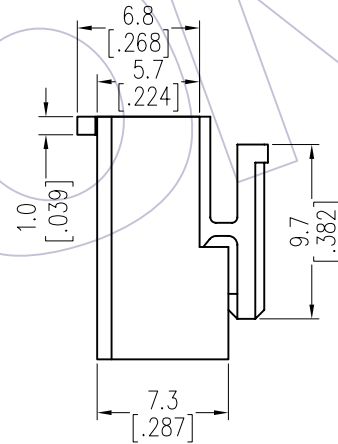
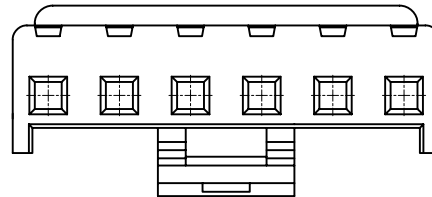
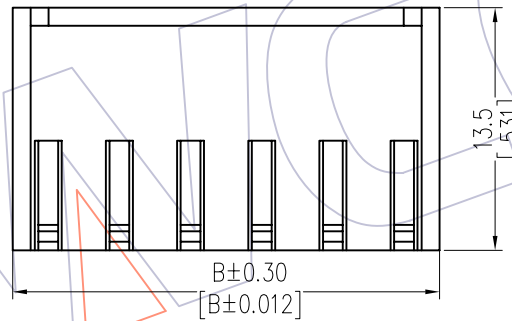
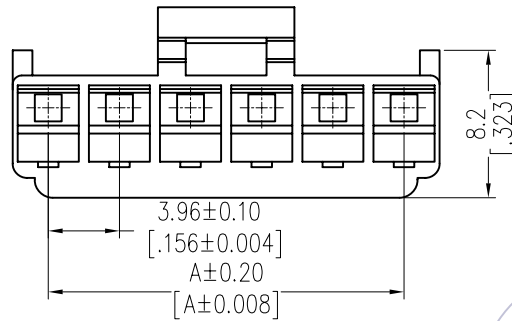


HSF

NOTES:
 Rated Current: 5.0AMP
 Contact Resistance: 20mΩ max
 Withstand Voltage: 1000V AC/Minute
 Insulation Resistance: 1000MΩ min
 Operation Temperature: -25℃ to +85℃

Insulator Material: PA66 UL94V-0
 Used with: WF3963-T
 Mated with: WF3963-Wafer



Specification & Ordering Information:

Circuit	Part No.	Dimension		Q'ty /Bag
		A	B	
02	WF3963-H02X01	3.96	7.92	1,000
03	WF3963-H03X01	7.92	11.88	1,000
04	WF3963-H04X01	11.88	15.84	1,000
05	WF3963-H05X01	15.84	19.80	1,000
06	WF3963-H06X01	19.80	23.76	500
07	WF3963-H07X01	23.76	27.72	500
08	WF3963-H08X01	27.72	31.68	500
09	WF3963-H09X01	31.68	35.64	500
10	WF3963-H10X01	35.64	39.60	500
11	WF3963-H11X01	39.60	43.56	500
12	WF3963-H12X01	43.56	47.52	500
13	WF3963-H13X01	47.52	51.48	500
14	WF3963-H14X01	51.48	55.44	500
15	WF3963-H15X01	55.44	59.40	500
16	WF3963-H16X01	59.40	63.36	500
17	WF3963-H17X01	63.36	67.32	500
18	WF3963-H18X01	67.32	71.28	500
19	WF3963-H19X01	71.28	75.24	500
20	WF3963-H20X01	75.24	79.20	500

Ordering Information

WF 3963 - H XX X 0 1

No. of pins
02pin~20pin
Color
E=Beige
W=White

				OPERATION	DRAW	DATE	SCALE	FIT	PART NO.	
				X.X ±0.40	JYHuang	2012/09/15	UNIT	mm	WF3963-HXXX01	
				X.XX ±0.25	CHECK	DATE	SIZE	A4	TITLE:	
AO	2012/09/15	NEW		X.XXX ±0.15	APPROVE	DATE	SHEET	1/1	VH3.96 WAFER HOUSING	
REV	DATE	MODIFICATION DESCRIPTION		Angle ± 3'	DIM	TOL	PROJ.		Customer NO.	