

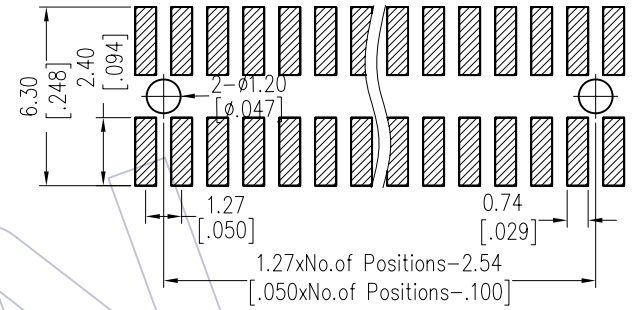
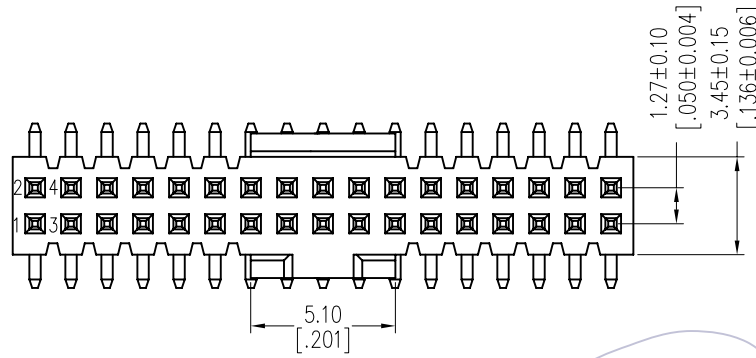
HSF

NOTES:

Rated Current: 1.0AMP
 Contact Resistance: 20mΩ max
 Withstand Voltage: 500V AC/DC
 Insulation Resistance: 1000MΩ min
 Operation Temperature: -40°C to +105°C

Contact Material: Brass
 Contact Plating: Au or Sn Over Ni
 Insulator Material: LCP+30%G.F UL94V-0

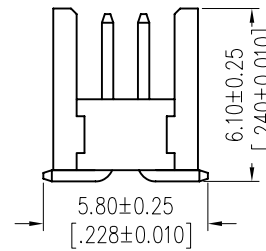
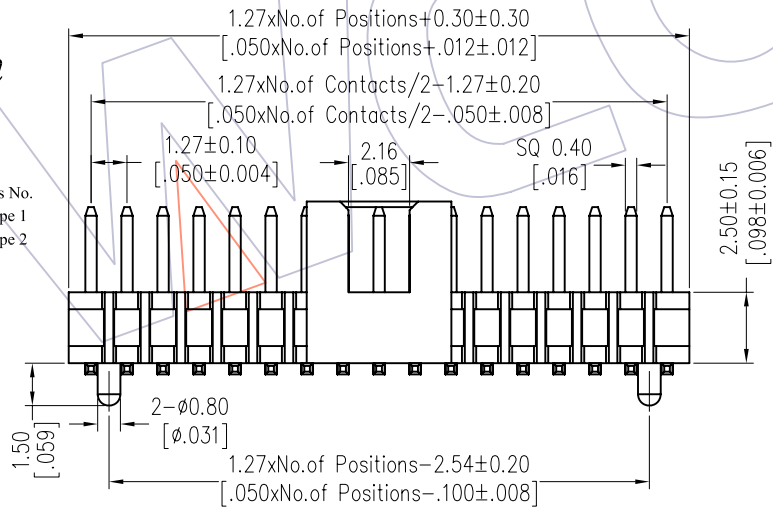
Recommended P.C.B Layout (Top Side)
 (PCB BOARD TOLERANCE ±0.05)



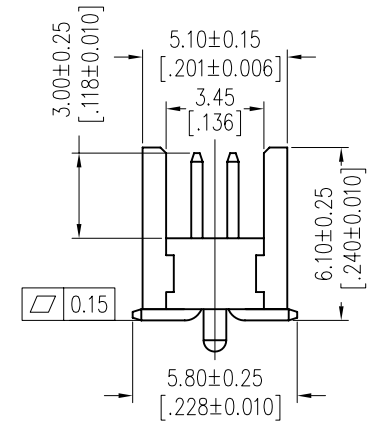
Ordering Information

3132-XX M XX B K00 X X

No. of Pins	Contact Plating	Color Insulator	Packing	Series No.
10 34	G0=Gold Flash	B=Black	T=Tube	1=Type 1
14 40	G3=10u"Gold	W=White	R=Reel	2=Type 2
16 44	G4=15u"Gold			
20 50	G5=30u"Gold			
24 60	S0=Gold Flash/Tin			
26 64	S3=10u"Gold/Tin			
30 80	S4=15u"Gold/Tin			
32 100	S5=30u"Gold/Tin			
	SN=Tin			



Type 1: W/O Post



Type 2: With Post

Item	Pitch	Mating
Standard	1.27	5232
Alternate		

OPERATION	DRAW	DATE	SCALE	FIT	PART NO.
x.x ±0.40	JYHuang	2012/09/15	UNIT	mm	3132-XXMXXBK00XX
x.xx ±0.25	CHECK	DATE	SIZE	A4	TITLE: 1.27mm BOX SMT "S" TYPE H=6.10
x.xxx ±0.15	APPROVE	DATE	SHEET	1/1	Customer NO.
Angle ± 3'			PROJ.		
DIM TOL					

REV	DATE	MODIFICATION DESCRIPTION	CHANGE
A0	2012/09/18	NEW	-----