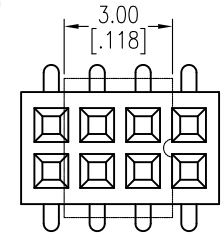
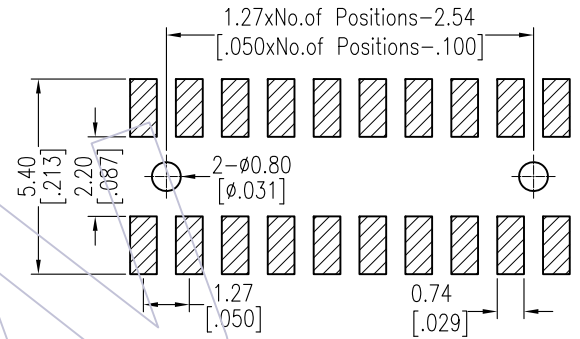
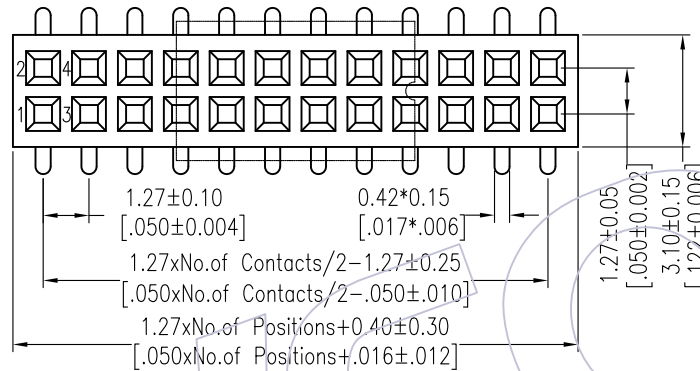


HSF


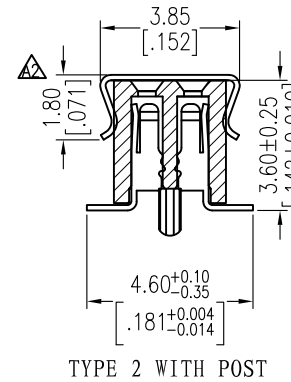
NOTES:
 Current Rating: 1.0AMP
 Contact Resistance: 20mΩ Max
 Withstand Voltage: 500V AC/DC
 Insulation Resistance: 1000MΩ Min
 Operation Temperature: -40°C to +105°C

Contact Material: Phosphor Bronze
 Contact plating: Au over Ni
 Insulator Material: PA9T+30%GF UL94V-0

Recommended P.C.B Layout (Top Side)
 (PCB BOARD TOLERANCE ±0.05)



Special CAP for 2*2P, 2*3P, 2*4P



TYPE 1 W/O POST

Ordering Information

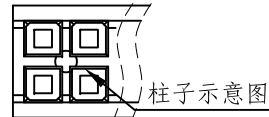
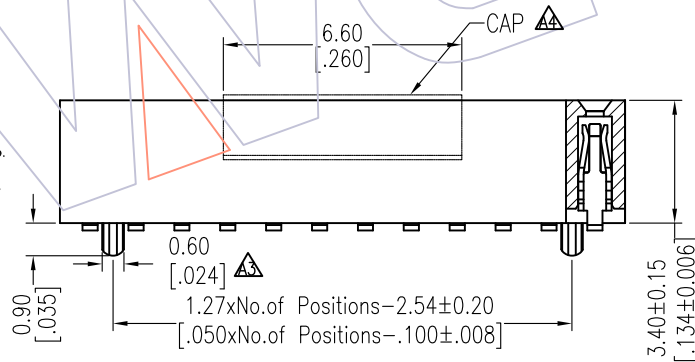
2334-2 XX M XX CUN X X

No. of Pins per Row: 02-50Pin

Contact Plating:
 G0=Gold Flash
 G3=10u"Gold
 G4=15u"Gold
 G5=30u"Gold

Packing:
 T=Tube
 P=Tube+CAP
 R=Tape&Reel+CAP

Series No.
 1=Type 1
 2=Type 2



Item	Pitch	Mating
Standard	1.27	1310/1315/1320/3130
Alternate		

TITLE	PART NO.
TYPE 1	2334-2XXMXXCUNX1
TYPE 2	2334-2XXMXXCUNX2

REV	DATE	MODIFICATION DESCRIPTION	CHANGE	OPERATION	DRAW	DATE	SCALE	FIT	PART NO.
A4	2014/12/30	Modify CAP	-----	OPERATION	Wang	2014/12/30	UNIT	mm	SEE TABLE
A3	2014/09/19	Modify Post 0.70 → 0.60	-----	x.X ±0.40	CHECK	DATE	SIZE	A4	TITLE: FH1. 27mm DUAL ROW 180° SMT H=3.40
A2	2013/08/21	Modify cap 2.00 → 1.80	-----	x.XX ±0.25	APPROVE	DATE	SHEET	1/1	Customer NO.
A0	2012/07/06	NEW	-----	x.XXX ±0.15			PROJ.		
				Angle ± 3'					
				DIM TOL					