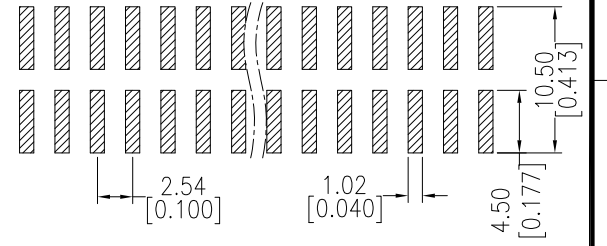
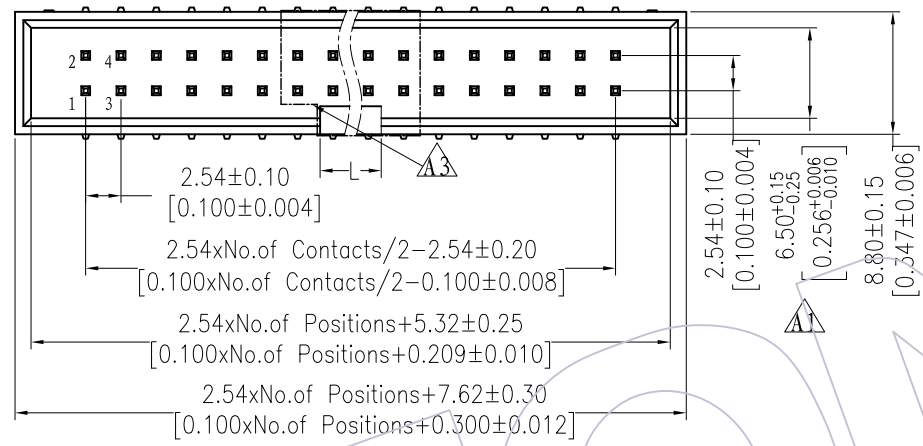


HSF

Recommended P.C.B Layout (Top Side)
(PCB BOARD TOLERANCE ± 0.05)

NOTES:
 Current Rating:3AMP
 Contact Resistance:20mΩ max
 Withstand Voltage:500V AC/DC
 Insulation Resistance:1000MΩ min
 Operation Temperature:-40℃ to +105℃

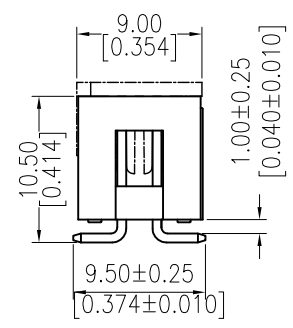
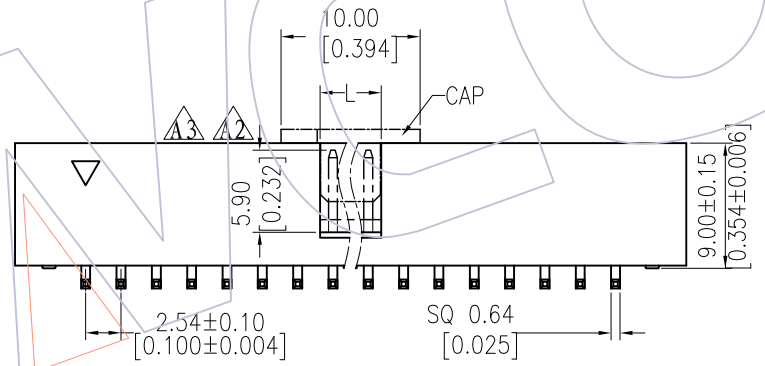
Contact Material:Brass
 Contact plating:Au or Sn Over Ni
 Insulator Material:PA9T+30%G.F(UL94V-0)



Ordering Information

3110-XX M XX B K00 X 1

- | | | | |
|-------------|-------------------|-----------------|-----------------|
| No. of Pins | Contact Plating | Color Insulator | Packing: |
| 6P 24P | G0=Gold Flash | B=Black | A=Tray |
| 8P 26P | G1=3u"Gold | U=blue | T=Tube |
| 10P 30P | G2=5u"Gold | G=Gray(427C) | P=Tube+CAP |
| 12P 34P | G3=10u"Gold | E=Gray(413C) | R=Tape&Reel+CAP |
| 14P 40P | G4=15u"Gold | | |
| 16P 50P | G5=30u"Gold | | |
| 18P 60P | S0=Gold Flash/Tin | | |
| 20P 64P | S1=3u"Gold/Tin | | |
| | S2=5u"Gold/Tin | | |
| | S3=10u"Gold/Tin | | |
| | S4=15u"Gold/Tin | | |
| | S5=30u"Gold/Tin | | |
| | SN=Tin | | |



Dimension antitheses list	
NO. Pin	L
6P-8P	4.00
10P-64P	4.40

REV	DATE	MODIFICATION DESCRIPTION	CHANGE	OPERATION	DRAW	DATE	SCALE	FIT	PART NO.
A3	2012/09/05	MODIFY CAP	△	OPERATION	DRAW	2012/09/05	UNIT	mm	3110-XXMXXBK00X1
A2	2011/09/22	Modify Drawing	△	x.x ±0.40	Tsingsn		inch		
A1	2011/06/17	$6.5 \pm 0.15 \rightarrow 6.50^{+0.15}_{-0.25}$	△	x.xx ±0.25	CHECK	DATE	SIZE	A4	TITLE:
A0	2008/05/08	NEW	—	x.xxx ±0.15	APPROVE	DATE	SHEET	1/1	2.54 BOX HEADER SMT H=9.0
				Angle ± 3'			PROJ.	Customer NO.	