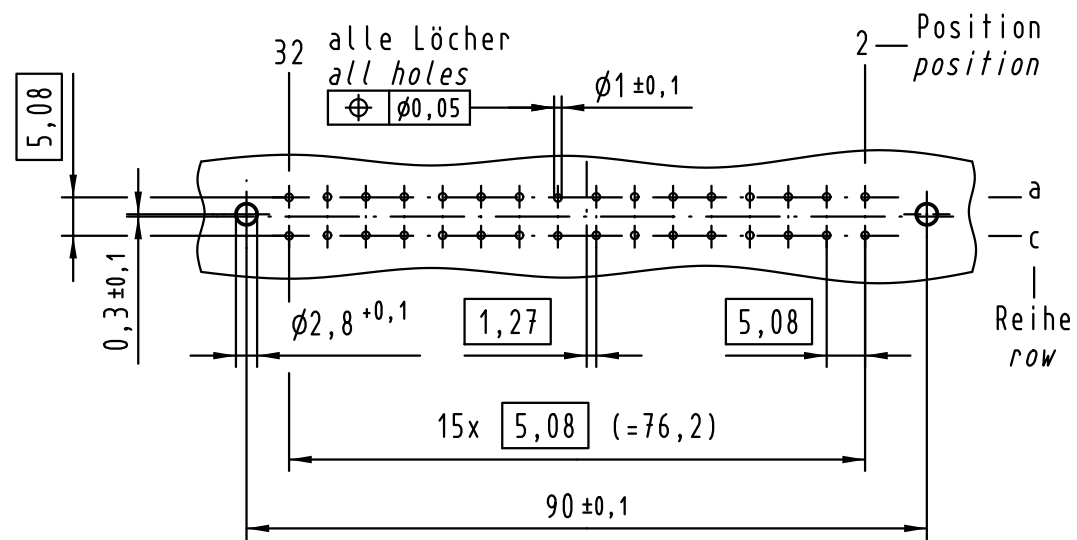
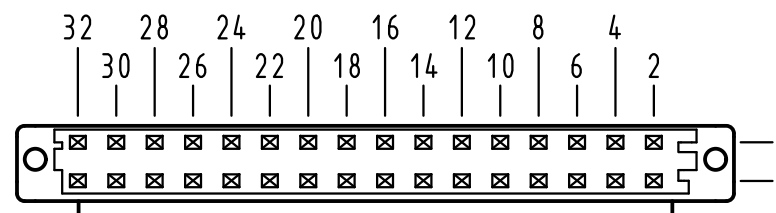


X
Lochbild
board drillings



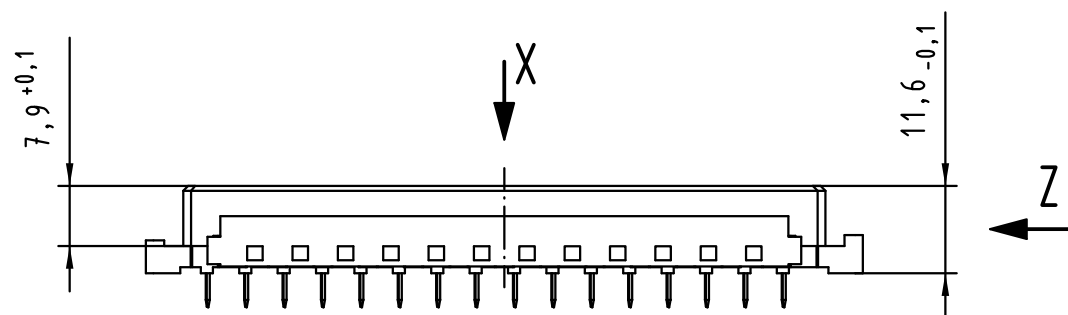
X
Kontaktanordnung
contact arrangement



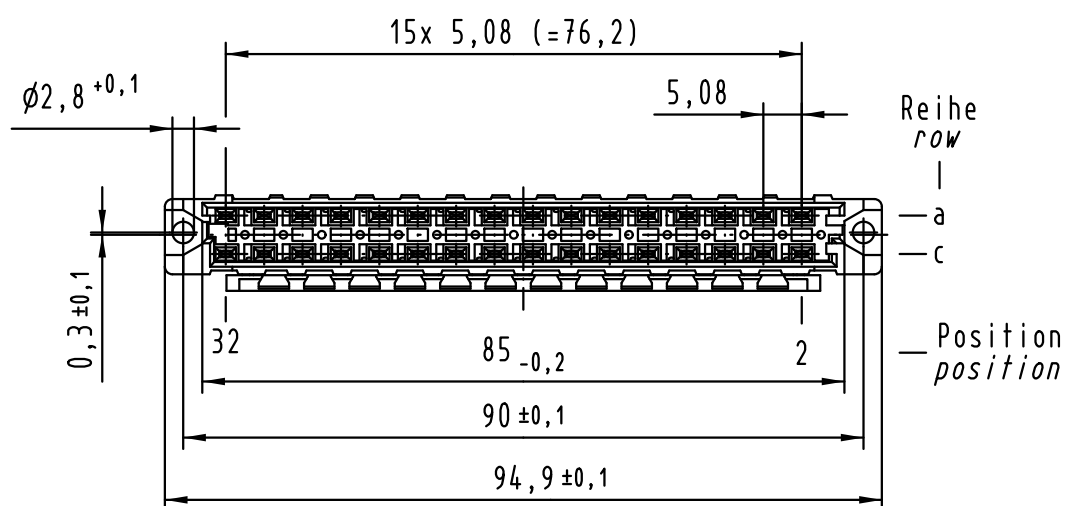
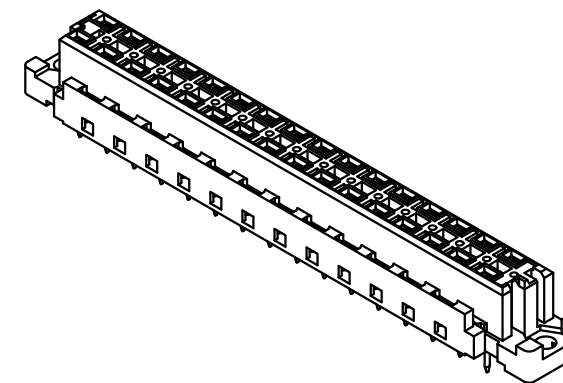
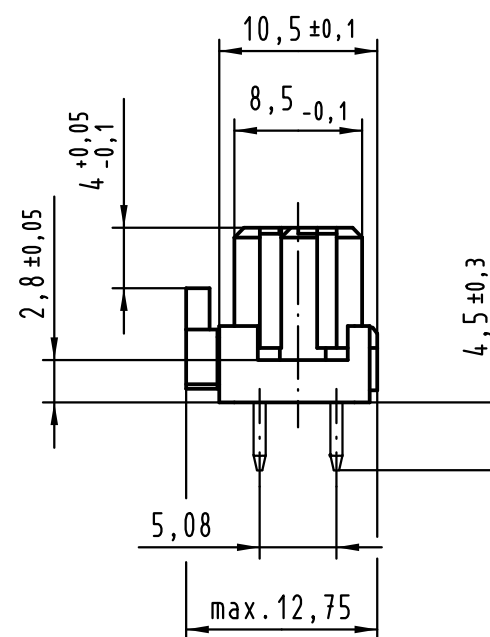
32 Einlötl Kontakte
32 solder contacts

\boxtimes = Kontaktposition belegt
= position with contact
 \square = Kontaktposition nicht belegt
= position without contact

Alle Rechte vorbehalten/ All rights reserved



Z (2:1)



① weitere Informationen siehe: DS 09 04 210 00 01
further information see: DS 09 04 210 00 01

09 04 732 6831	2
Bestell-Nr. part-no.	Anforderungsstufe performance level ①

	Techn. Character.			Nicht tolerierte Maße/Free size tolerances IEC 60603-2	
		Dat.	Name	Maßstab/Scale	
		Detail.	28.08.03 Hage.	1:1	
		Insp.	28.08.03 kfoe.		
		Stand.			
36455	28.11.11	Hage.	HARTING Electronics GmbH & Co. KG D-32339 ESPELKAMP		
31591					
Mod.	Dat.	Name			TB 09 04 732 x831
					Blatt/ page
					Sub.