


# 2.5mm Pitch Board to Board Vertical Post Header

## MDF14A Series



### ■Features

#### 1. Service Efficiency Up contact and contact.

The post header is developed in the special design capable of vertically connecting the board unnecessary for insertion or extraction.

The post header can be connected in combination of the receptacle with the plug at low cost.

#### 2. Current Capacity [5A]

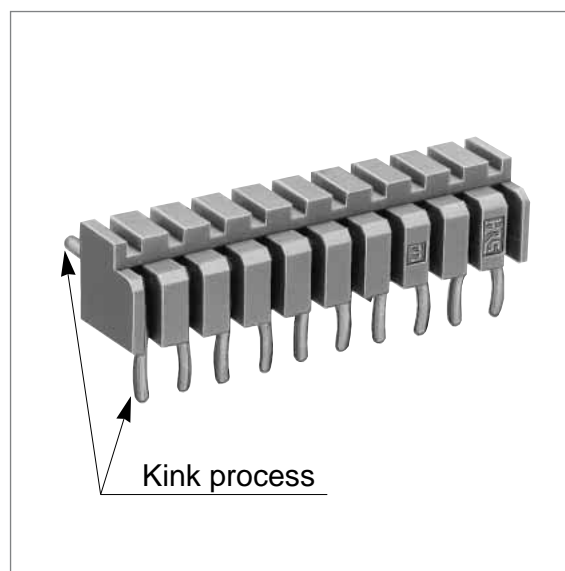
By adopting the 0.8mm round pin as the post pin, the pin strength can be enhanced as well as the current capacity can be maintained at 5A approximately.

#### 3. Board Pre-fixed Mechanism

The kink process is provided for the board pre-fix process.

#### 4. Pin Extraction Specification

The post header corresponds to individual pin extraction specifications.



### ■Applications

Various power supply units, and secondary power unit for the set

Product Specifications

Rating	Current rating : 5A Voltage rating : 250V AC	Operating Temperature Range: -30 to +85℃ (Note 1) Operating Moisture Range: 40 to 80%	Storage Temperature Range: -10 to +60℃ (Note 2) Storage Moisture Range: 40 to 70% (Note 2)
--------	---	--	---

Item	Specification	Condition
1. Insulation Resistance	1000M ohms min.	500V DC
2. Withstanding voltage	No flashover or insulation breakdown.	1500V AC/1 minute
3. Vibration	No damage, cracks, or parts looseness.	Frequency: 10 to 55 Hz, single amplitude of 0.75 mm, 2 hours in each of the 3 directions.
4. Humidity (Steady state)	Insulation resistance: 1000M ohms min.	96 hours at temperature of 40 ± 2℃ and humidity of 90% to 95%
5. Temperature Cycle	No damage, cracks, or parts looseness.	(-55℃: 30 minutes→5 to 35℃: 10 minutes max.→ 85℃: 30 minutes→5 to 35℃: 10 minutes max.) 5 cycles
6. Resistance to Soldering heat	No deformation of components affecting performance.	Flow: 260℃ for 10 seconds
		Manual soldering: 350℃ for 3 seconds

Note 1: Includes temperature rise caused by current flow.  
Note 2: The term "storage" refers to products stored for long period of time prior to mounting and use. Operating Temperature Range and Humidity range covers non conducting condition of installed connectors in storage, shipment or during transportation.  
Note 3: Information contained in this catalog represents general requirements for this Series. Contact us for the drawings and specifications for a specific part number shown.

Material

Product	Part	Material	Finish	Remarks
Pin Header	Insulator	Polyamide	Beige	UL94V-0
	Contact	Brass	Tin plated	—————

Note: Hirose's tin plating process takes measures against whisker.

Ordering Information


Connector

MDF14A - \* P - 2.5 DS (05)

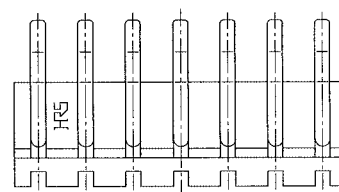
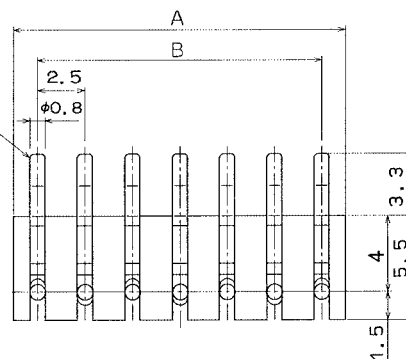
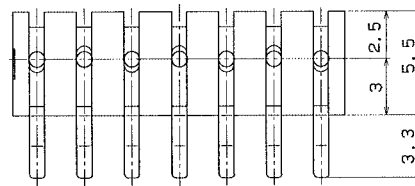
① ② ③ ④ ⑤

① Series Name : MDF 14A	④ Contact pitch: 2.5mm
② Number of contacts: 4 to 10	⑤ Connection Type DS : Right Angle
③ Connector Type P : Pin Header	⑥ Contact Surface Finish / Packaging Type (05) : Tin plated, 100 pcs. per bag

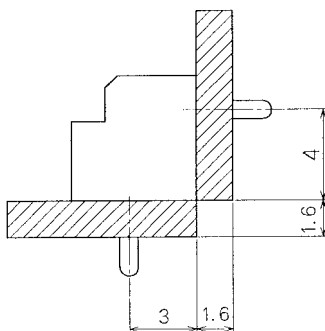
## ■Pin Header



●Applicable Through-hole Diameter :  $\phi 1.0^{+0.1}_0$



## ◆Application Pattern



Note: The kink process is alternately performed in optional directions.

Unit: mm

Part Number	CL No.	Number of Contacts	A	B	RoHS
MDF14A- 4P-2.5DS(05)	547-0242-4-05	4	10.0	7.5	YES
MDF14A- 5P-2.5DS(05)	547-0241-1-05	5	12.5	10.0	
MDF14A- 6P-2.5DS(05)	547-0240-9-05	6	15.0	12.5	
MDF14A- 7P-2.5DS(05)	547-0239-0-05	7	17.5	15.0	
MDF14A- 8P-2.5DS(05)	547-0238-7-05	8	20.0	17.5	
MDF14A- 9P-2.5DS(05)	547-0237-4-05	9	22.5	20.0	
MDF14A-10P-2.5DS(05)	547-0236-1-05	10	25.0	22.5	

[Specific No.] -\* \*, (\* \*)  
(05) : Tin plated, 100 pcs. per bag

Note: A packaging quantity is delivered by the bag unit (100 pcs.). If needed, please order the products per bag.

## ◆Precautions

1. Recommended Soldering Condition	Flow: $255 \pm 5^\circ\text{C}$ for 10 seconds max. Manual soldering: $340 \pm 10^\circ\text{C}$ for 3 seconds
------------------------------------	---