

NOTES:

- ① THIS CONNECTOR IS DESIGNED TO MEET THE APPLICABLE PERFORMANCE REQUIREMENTS OF IEC 61076-4-101 AND BELLCORE GR-1217-CORE
- 2 RoHS DIRECTIVE COMPLIANCE, MAX SOLDERING TEMPERATURE 225°C.
- 3 CONNECTORS ARE END STACKABLE ON A 2.0 GRID.
- ④ FOR COMPLIANT CONTACT PLATED THRU HOLE REQUIREMENTS SEE THRU HOLE PLATING VIEW. MINIMUM P.C.BOARD THICKNESS 1.57 NOMINAL.
- ⑤ DIMENSIONS APPLY AFTER INSTALLATION IN P.C.BOARD.
- 6 CONNECTOR WITH MIXED PIN LENGTH.SELECTIVE LOADING PER PICMG™(COMPUTER TELEPHONY SPECIFICATIONS) 2.5 R1.0 APRIL 3, 1998 SEE SELECTIVE LOADING CHART AND LOADING PATTERN.
- ⑦ 0.2 MAX. GAP PERMISSIBLE TO P.C.BOARD

SPECIFICATIONS

MATERIALS

- ① Insulators: Thermoplastic Polyester, glass filled
Rated UL 94V-0, Color: Gray
- ② Pin contacts:
Copper Alloy
Finish: Mating Zone=Gold
Compliant Zone=Matte Tin
Performance Class 2= 250 cycles

PERFORMANCE CHARACTERISTICS ①

- Insulation resistance: 10000 megohms minimum
- Dielectric withstanding voltage(at sea level): 750 Vrms
- Current rating: 1 amp @70°C, fully loaded
1.5 amp @20°C, fully loaded
- Operating temperature range: -55°C to +125°C
- Contact resistance: 20 milliohms maximum

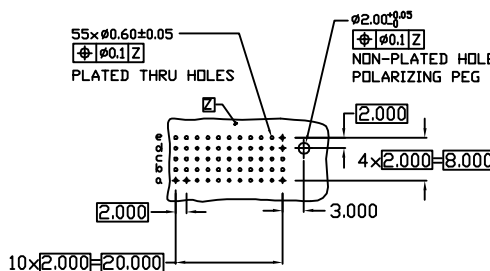
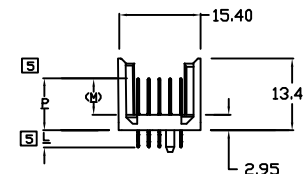
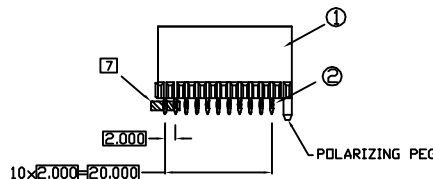
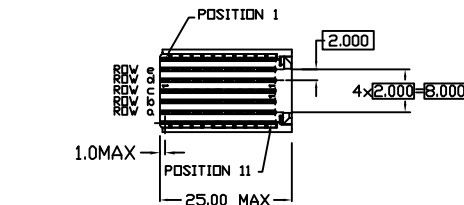
COMPLIANT CONTACT

- Max.Insertion Force(per contact): 22.5 lbs./100 N
- Min. Retention force(per contact): 4.5 lbs./20 N

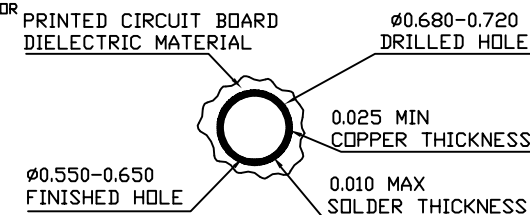
	POS.1	POS.5	POS.11											
ROW f	0	1	0	0	1	0	0	1	0	0	1	0	0	1
ROW e	4	4	4	4	4	4	4	4	4	4	4	4	4	4
ROW d	4	4	4	4	4	4	4	4	4	4	4	4	4	4
ROW c	4	4	4	4	4	4	4	4	4	4	4	4	4	4
ROW b	4	4	4	4	4	4	4	4	4	4	4	4	4	4
ROW a	4	4	4	4	4	4	4	4	4	4	4	4	4	4
ROW z	0	1	0	1	0	1	0	1	0	1	0	1	0	1

PIN CODE	MATING LENGTH OF CONTACTS			CONTACT TAIL LENGTHS
	SIGNAL	ALL	GROUND	
4	.209/5.30	.323/8.20	N/A	.146/3.70

SELECTIVE LOADING PATTERN



RECOMMENDED PC BOARD REQUIREMENTS
(COMPONENT SIDE BOARD SHOWN)



THRU HOLE PLATING
SCALE 10:1

DESIGN UNITS mm INCH	NAME: 2MM HEADER C TYPE	nexttron NEXTRONICS ENGINEERING CORP.	
GENERAL TOLERANCES: (UNLESS SPECIFIED)	PART NO: NX5C0AE01A10AA	TITLE: CUSTOMER DWG	C
4 PLACE ±0.05 ±.***	APPD: 楊海文 8/23'10	DWG. NO: 010-0000-724-NX5C0AE01A10AA	
3 PLACE ±0.10 ±.***	CHKD: 廖小瓊 8/23'10	SCALE: SHEET: REV.: 1/1 1/1 A	
2 PLACE ±0.20 ±.***	DRAWN: 何潔賢 8/23'10		
1 PLACE ±0.30 ±.***			
ANGULAR: X°±.*** X°±.***			

A	**	Release	8/23'10	何潔賢	楊海文
REV.	ECN. NO.	DESCRIPTION	DATE	DRAWN	APPD