NOTES:

1.ALL DIMENSION ARE IN mm.
2.MATERIAL:
HOUSING:THERMOPLASTIC(94V-0) COLOR: GRAY
CONTACT:COPPER ALLOY
3.FINISH:
CONTACT AREA: GOLD PLATING;
PRESS FIT AREA: MATTE TIN PLATING.
4.ENGAGING AND SEPARATING FORCES PER IEC 61076-4-101.
5.ROHS DIRECTIVE COMPLIANCE.
6.MAX SOLDERING TEMPERATURE 225℃.
7.PERFORMANCE CHARACTERISTICS
INSULATION RESISTANCE:10,000 MEGOHMS MINIMUN
DIELECTRIC WITHSTANDING VOLTAGE(AT SEA LEVEL):750 Vrms
CURRENT RATING:1 AMP AT 70°C,FULLY LOADED
1.5 AMP AT 20°C,FULLY LOADED
OPERATING TEMPERATURE RANGE:-55°C TO +125°C
CONTACT RESISTANCE: 20 MILLIOHMS MAXIMUN

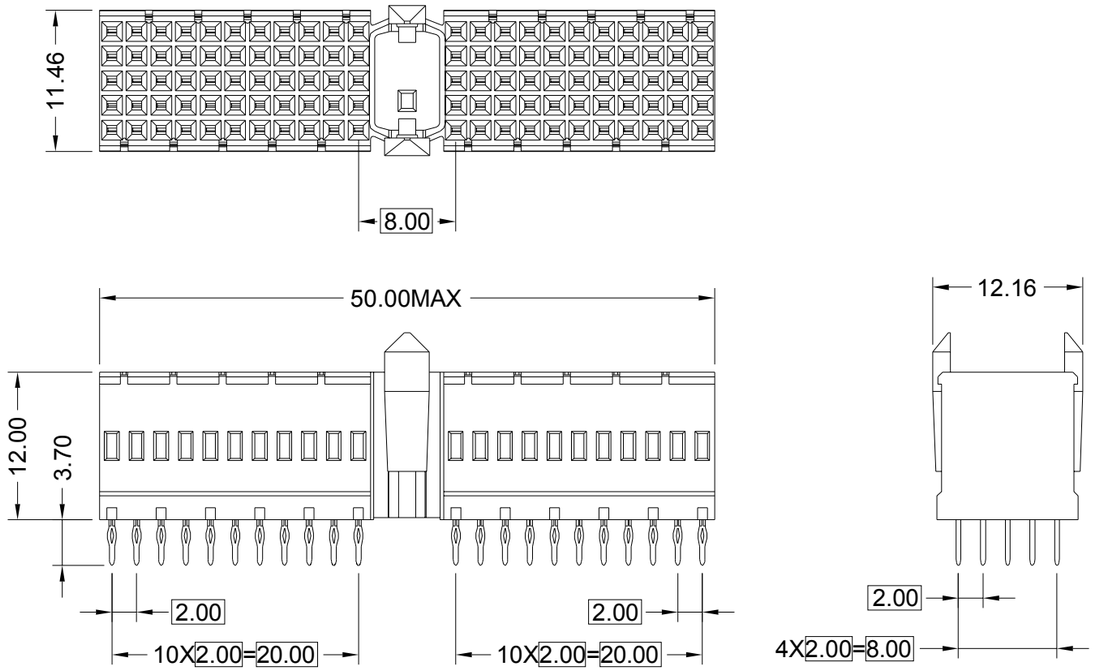

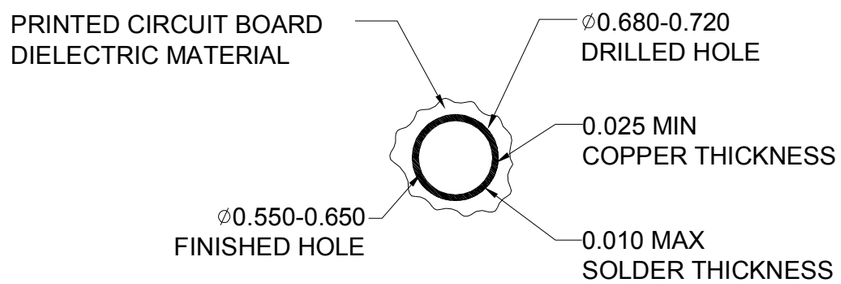

THRU HOLE PLATING
SCALE 10:1

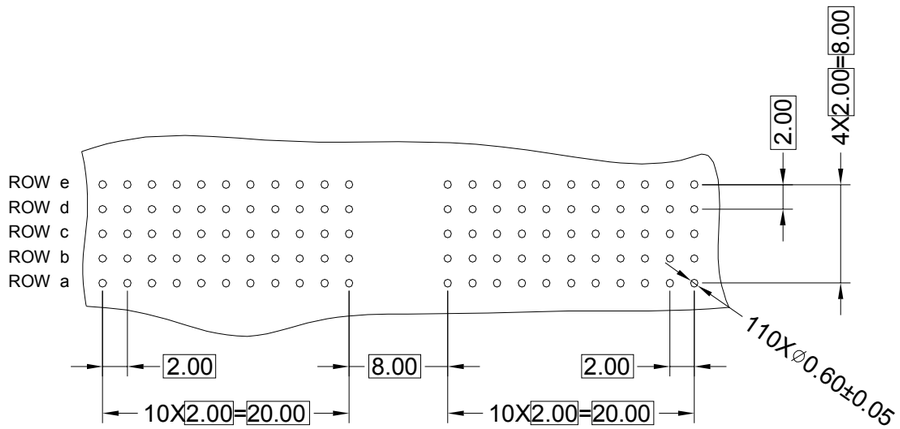

PCB LAYOUT

REV.	ECN. NO.	DESCRIPTION	DATE	DRAWN	APPD
X1	***	New Release	5/20'11	廖小瓊	楊海文

DESIGN UNITS		
■ mm □INCH		
GENERAL TOLERANCES: (UNLESS SPECIFIED)	mm	INCH
4 PLACE	± **	±.**
3 PLACE	± **	±.**
2 PLACE	± 0.20	±.**
1 PLACE	± 0.30	±.**
ANGULAR:	X°± **	.X°± **

NAME: 2MM 180° SOCKET A TYPE NO SHIELD
PART NO: NX7A0AA01A0AF
APPD: 廖小瓊 5/20'11
CHKD: 楊海文 5/20'11
DRAWN: 廖小瓊 5/20'11

nextron® NEXTRONICS ENGINEERING CORP.
TITLE: CUSTOMER DWG C
DWG. NO: 010-0000-856-NX7A0AA01A0AF

SCALE:	SHEET:	REV.:
1/1	1/1	X1

A1版 NPF-RD40040