NOTES:

1.ALL DIMENSION ARE IN mm.

2.MATERIAL:

HOUSING:THERMOPLASTIC(94V-0) COLOR: GRAY

CONTACT:COPPER ALLOY

3.FINISH:

CONTACT AREA: GOLD PLATING;

PRESS FIT AREA: MATTE TIN PLATING.

4.ENGAGING AND SEPARATING FORCES PER IEC 61076-4-101.

5.ROHS DIRECTIVE COMPLIANCE.

6.MAX SOLDERING TEMPERATURE 225℃.

7.PERFORMANCE CHARACTERISTICS

INSULATION RESISTANCE:10,000 MEGOHMS MINIMUN

DIELECTRIC WITHSTANDING VOLTAGE(AT SEA LEVEL):750 Vrms

CURRENT RATING:1 AMP AT 70°C,FULLY LOADED

1.5 AMP AT 20°C,FULLY LOADED

OPERATING TEMPERATURE RANGE:-55°C TO +125°C

CONTACT RESISTANCE: 20 MILLIOHMS MAXIMUN

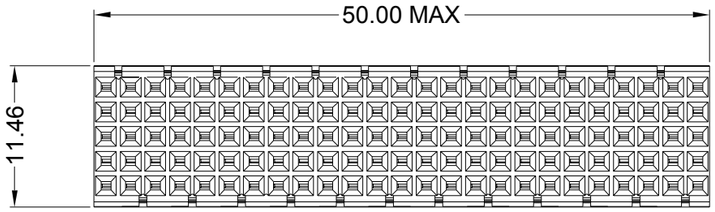

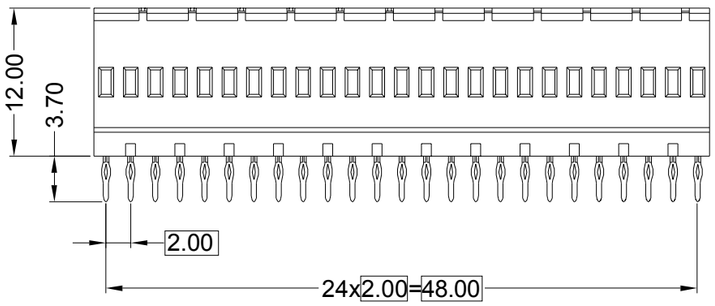

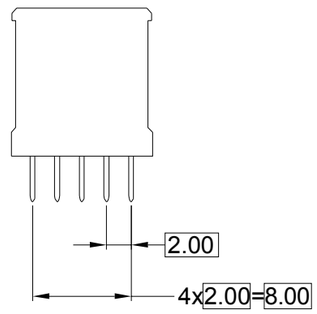

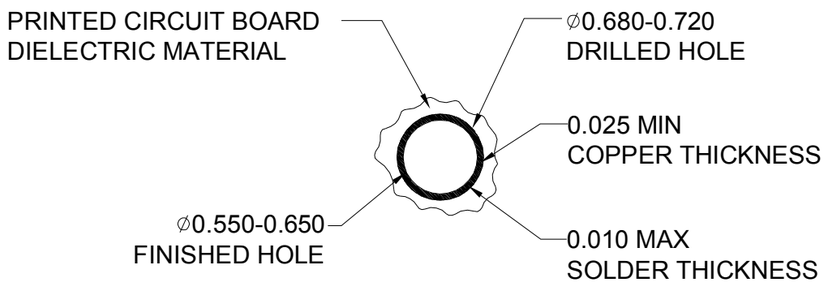

THRU HOLE PLATING

SCALE 10:1

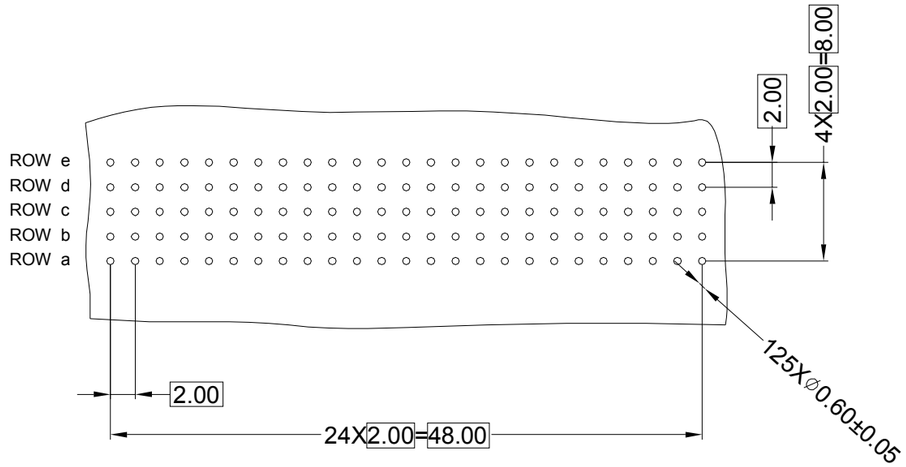

PCB LAYOUT

REV.	ECN. NO.	DESCRIPTION	DATE	DRAWN	APPD
X1	***	New Release	5/20'11	廖小瓊	楊海文

DESIGN UNITS ■ mm □ INCH		
GENERAL TOLERANCES: (UNLESS SPECIFIED)	mm	INCH
4 PLACE	± **	±.**
3 PLACE	± **	±.**
2 PLACE	± 0.20	±.**
1 PLACE	± 0.30	±.**
ANGULAR:	X°± **	.X°± **

NAME: 2MM 180° SOCKET B TYPE NO SHIELD

PART NO: NX7B0AA01A0AF

APPD: 楊海文 5/20'11

CHKD: 楊海文 5/20'11

DRAWN: 廖小瓊 5/20'11

nextron® NEXTRONICS ENGINEERING CORP.

TITLE: CUSTOMER DWG C

DWG. NO: 010-0000-856-NX7B0AA01A0AF

SCALE:	SHEET:	REV.:
1/1	1/1	X1

A1版

NPF-RD40040