

NOTES:

- ① THIS CONNECTOR IS DESIGNED TO MEET THE APPLICABLE PERFORMANCE REQUIREMENTS OF IEC 61076-4-101 AND BELLCORE GR-1217-CORE
- 2 RoHS DIRECTIVE COMPLIANCE, MAX SOLDERING TEMPERATURE 225°C.
- 3 CONNECTORS ARE END STACKABLE ON A 2.0 GRID.
- 4 FOR COMPLIANT CONTACT PLATED THRU HOLE REQUIREMENTS SEE THRU HOLE PLATING VIEW. MINIMUM P.C.BOARD THICKNESS 1.57 NOMINAL.
- 5 OPTIONAL BOTTOM SHIELD SOLD SEPARATELY
- ⑥ NO GAP PERMISSIBLE TO PC BOARD.

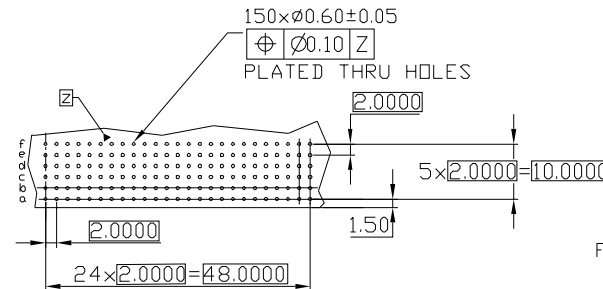
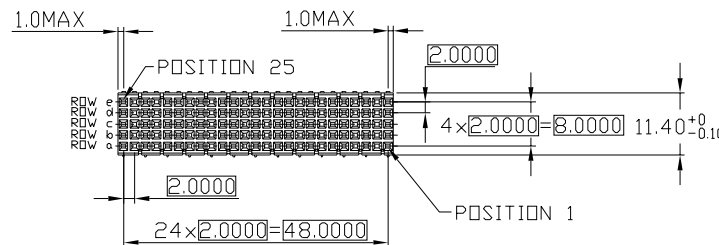
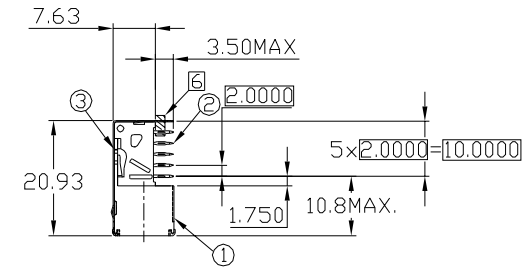
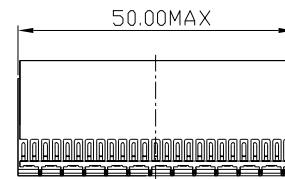
SPECIFICATIONS

MATERIALS

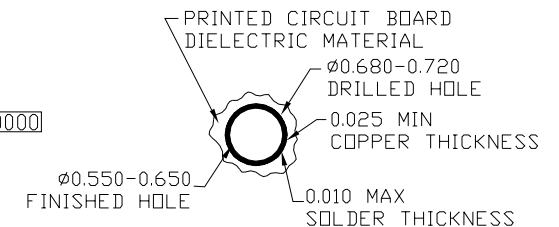
- ① Insulators:
Thermoplastic Polyester, glass filled
Rated UL 94V-0, Color: Gray
- ② Pin contacts:
Copper Alloy
Finish: Mating Zone=Gold
Compliant Zone=Matte Tin
Performance Class 2= 250 cycles
- ③ Top Shield:
Copper Alloy
Finish: Nickel Plate

PERFORMANCE CHARACTERISTICS ①

Insulation resistance: 10,000 megohms minimum
 Dielectric withstanding voltage(at sea level): 750 Vrms
 Current rating: 1 amp @70°C, fully loaded
 1.5 amp @20°C, fully loaded
 Operating temperature range: -55°C to +125°C
 Contact resistance: 20 milliohms maximum



RECOMMENDED PC BOARD REQUIREMENTS
(COMPONENT SIDE BOARD SHOWN)



THRU HOLE PLATING
SCALE 10:1

UNITS <input checked="" type="checkbox"/> mm <input type="checkbox"/> INCH		NAME: 2MM SOCKET B25 WITH SHIELD		 NEXTRONICS ENGINEERING CORP. TITLE: CUSTOMER DWG.	
GENERAL TOLERANCES: (UNLESS SPECIFIED)		PART NO: NX9B0AE01A1AF			
		APPD: 楊海文 6/4'13		DWG NO: 010-0000-982-NX9B0AE01A1AF	
		CHKD: 廖小瓊 6/4'13		SCALE: SHEET: REV.:	
		DRAWN: 何潔賢 6/4'13		1/1 1/1 B	
4 PLACE ±0.05 ±.***		ANGULAR: X°±** X°±**			
3 PLACE ±0.10 ±.***					
2 PLACE ±0.20 ±.***					
1 PLACE ±0.30 ±.***					

B	ECN-130093	6/4'13	Seawen
A	RELEASE	11/18'11	Seawen
REV.	DESCRIPTION	DATE	APPD