

NOTES:

- ① THIS CONNECTOR IS DESIGNED TO MEET THE APPLICABLE PERFORMANCE REQUIREMENTS OF IEC 61076-4-101 AND BELLCORE GR-1217-CORE
- 2 RoHS DIRECTIVE COMPLIANCE, MAX SOLDERING TEMPERATURE 225°C.
- 3 CONNECTORS ARE END STACKABLE ON A 2.0 GRID.
- 4 FOR COMPLIANT CONTACT PLATED THRU HOLE REQUIREMENTS SEE THRU HOLE PLATING VIEW. MINIMUM P.C.BOARD THICKNESS 1.57 NOMINAL.
- 5 OPTIONAL BOTTOM SHIELD SOLD SEPARATELY
- ⑥ NO GAP PERMISSIBLE TO PC BOARD.

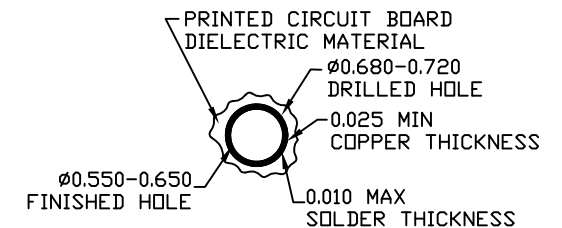
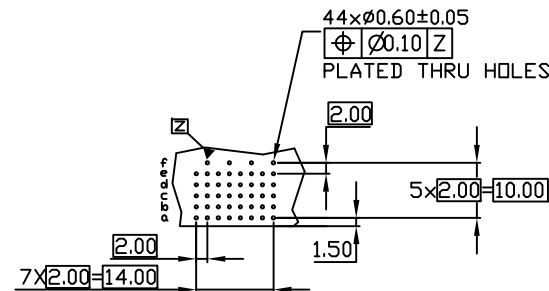
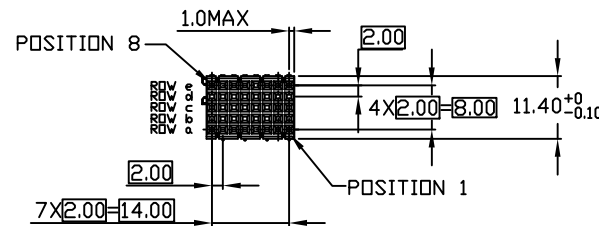
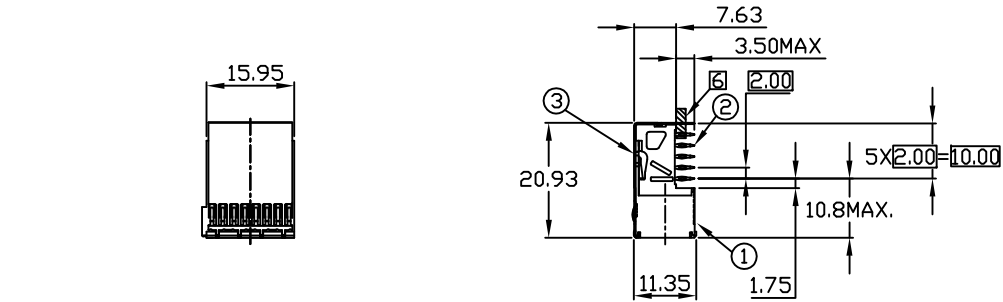
SPECIFICATIONS

MATERIALS

- ① Insulators:
Thermoplastic Polyester, glass filled
Rated UL 94V-0, Color: Gray
- ② Pin contacts:
Copper Alloy
Finish: Mating Zone=Gold
Compliant Zone=Matte Tin
Performance Class 2= 250 cycles
- ③ Top Shield:
Copper Alloy
Finish: Nickel Plate

PERFORMANCE CHARACTERISTICS ①

Insulation resistance: 10,000 megohms minimum
 Dielectric withstanding voltage(at sea level): 750 Vrms
 Current rating: 1 amp @70°C, fully loaded
 1.5 amp @20°C, fully loaded
 Operating temperature range: -55°C to +125°C
 Contact resistance: 20 milliohms maximum



RECOMMENDED PC BOARD REQUIREMENTS
(COMPONENT SIDE BOARD SHOWN)

THRU HOLE PLATING
SCALE 10:1

C	ECN-130093	6/13'13	Seawen
B	ECR-NC0265,NC0266	11/30'11	Seawen
A	RELEASE	5/10'10	Seawen
REV.	DESCRIPTION	DATE	APPD

UNITS <input checked="" type="checkbox"/> mm <input type="checkbox"/> INCH		
GENERAL TOLERANCES: (UNLESS SPECIFIED)		
	mm	INCH
4 PLACE	±0.05	±.***
3 PLACE	±0.10	±.***
2 PLACE	±0.20	±.***
1 PLACE	±0.30	±.***
ANGULAR:	X°±**	X°±**

NAME: Enriched Hard-Metric Female B8 type ASSY
PART NO: R-814F011A10030
APPD: 楊海文 6/13'13
CHKD: 廖小瓊 6/13'13
DRAWN: 何潔賢 6/13'13

 NEXTRONICS ENGINEERING CORP.		
TITLE: CUSTOMER DWG.		
DWG NO: 010-0000-684-814F011A10030	C	
SCALE: 1/1	SHEET: 3/5	REV.: C