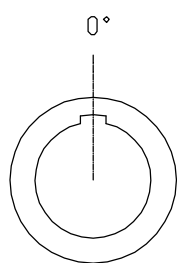


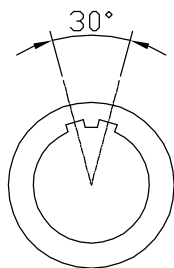
UNITS ■mm □INCH		NAME: SNAP LATCH METAL OK FIXED SOCKET		nextron NEXTRONICS ENGINEERING CORP.	
GENERAL TOLERANCES: (UNLESS SPECIFIED)		PART NO: R-F0KR**0*00*00		TITLE: CUSTOMER DWG.	
	mm	INCH	APPD: Seawen 6/29'15	DWG NO: 010-0000-B86	
4 PLACE	±**	±**	CHKD: Peter 6/29'15	SCALE: SHEET: REV.: 5/1 2/3 X1	
3 PLACE	±0.10	±**	DRAWN: Alex 6/29'15		
2 PLACE	±0.30	±**			
1 PLACE	±0.50	±**			
ANGULAR:	X°±2°	.X°±**			

X1	NEW RELEASE	6/29'15	Seawen
REV.	DESCRIPTION	DATE	APPD

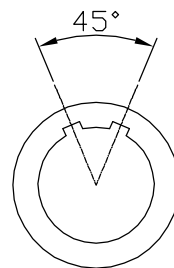
KEY ANGLES (RECEPTACLE FRONT VIEW):



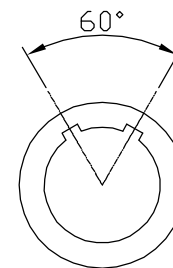
0



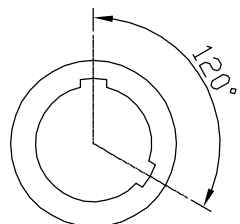
A



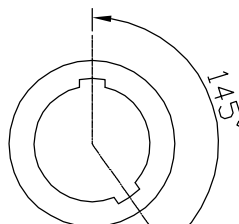
D



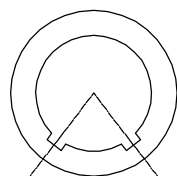
B



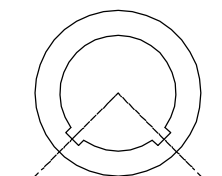
K



U



H



C

UNITS	
<input type="checkbox"/> mm	<input type="checkbox"/> INCH
GENERAL TOLERANCES: (UNLESS SPECIFIED)	
	mm INCH
4 PLACE	±.01 ±.0008
3 PLACE	±.02 ±.0016
2 PLACE	±.05 ±.0040
1 PLACE	±.10 ±.0080
ANGULAR:	X°±2° X°±.05°

NAME: SNAP LATCH METAL OK FIXED SOCKET
PART NO: R-F0KR**0*00*00
APPD: Seawen 6/29'15
CHKD: Peter 6/29'15
DRAWN: Alex 6/29'15

nexttron NEXTRONICS ENGINEERING CORP.		
TITLE: CUSTOMER DWG.		
DWG NO: 010-0000-B86	C	
SCALE: 5/1	SHEET: 3/3	REV.: X1

X1	NEW RELEASE	6/29'15	Seawen
REV.	DESCRIPTION	DATE	APPD