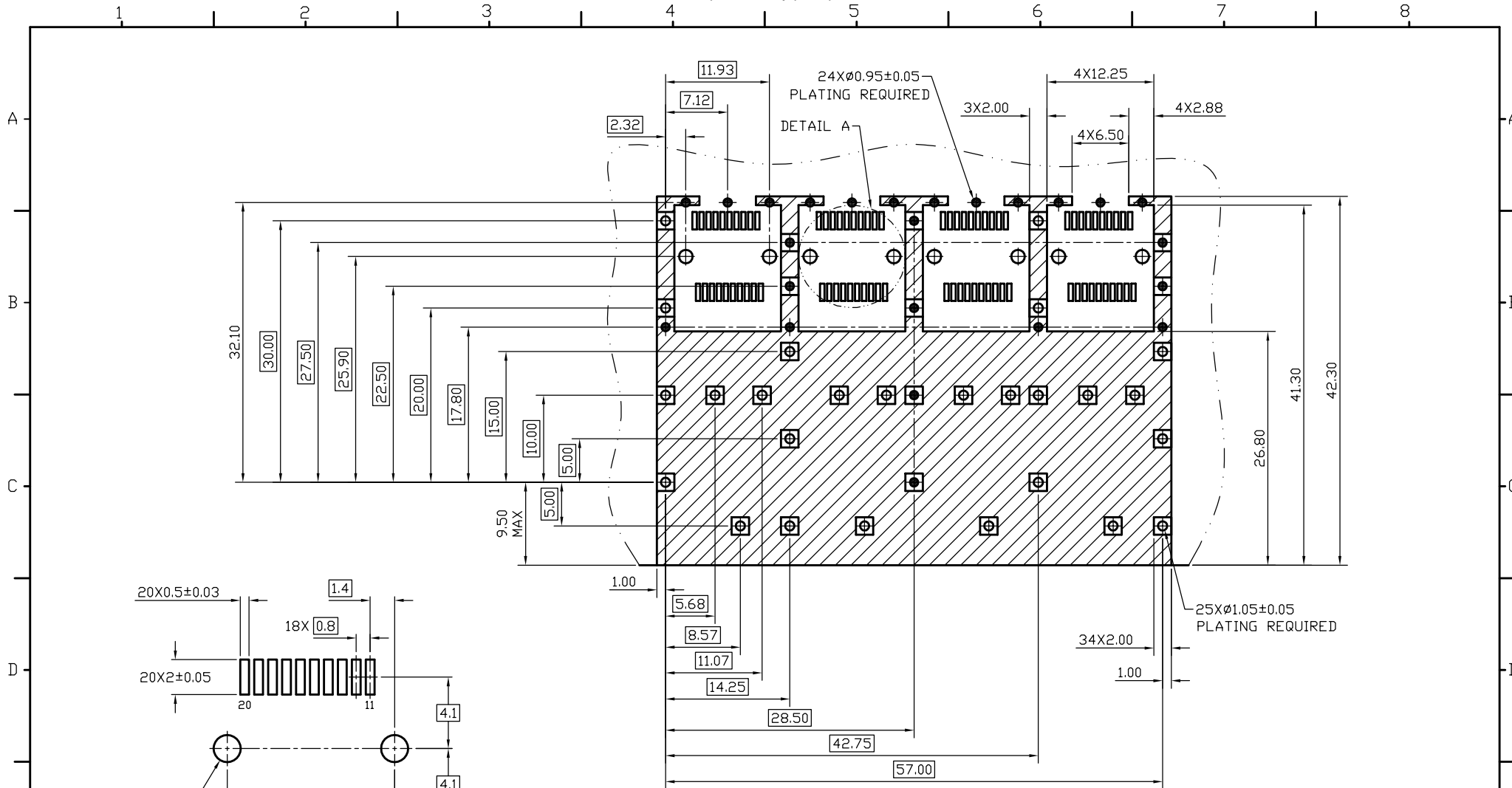


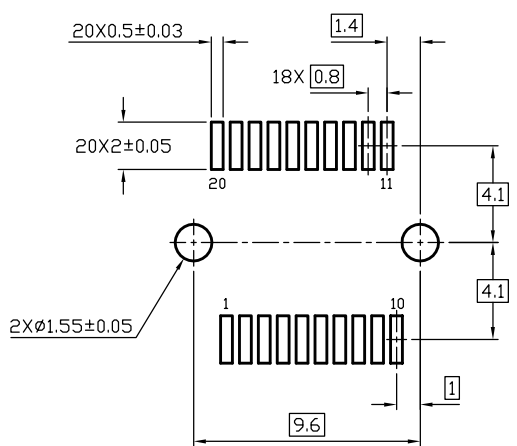
- NOTE:
1. MATERIAL:  
CAGE ASSEMBLY: COPPER ALLOY.
  2. FINISH:  
NICKEL PLATED.
  3. MATES WITH SFP MSA COMPLIANT TRANSCEIVERS.
  4. MINIMUM PC BOARD THICKNESS:  
SINGLE SIDED = 1.50mm
  5. THIS PART MEETS THE RESTRICTION OF HAZARDOUS SUBSTANCES IN ELECTRICAL AND ELECTRONIC EQUIPMENT (ROHS) DIRECTIVE (2011/65/EU).

UNITS ■mm □INCH		NAME: SFP 1X4 CAGE ASSY, SOLDER TYPE		<b>nextron</b> NEXTRONICS ENGINEERING CORP.	
GENERAL TOLERANCES: (UNLESS SPECIFIED)		PART NO: Z-828140000001		TITLE: CUSTOMER DWG.	
	mm	INCH	APPD: 楊海文 11/06'14	DWG NO: 010-0000-553	C
4 PLACE	± **.05	± **.002	CHKD: 廖小瓊 11/06'14	SCALE: 2 / 1	SHEET: 1 / 3
3 PLACE	± 0.10	± **.004	DRAWN: 姚漢成 11/06'14	REV.:	E
2 PLACE	± 0.20	± **.008			
1 PLACE	± 0.30	± **.012			
ANGULAR:	X° ± 1°	X° ± **.05			

E	ECN-130255	11/06'14	楊海文
REV.	DESCRIPTION	DATE	APPD

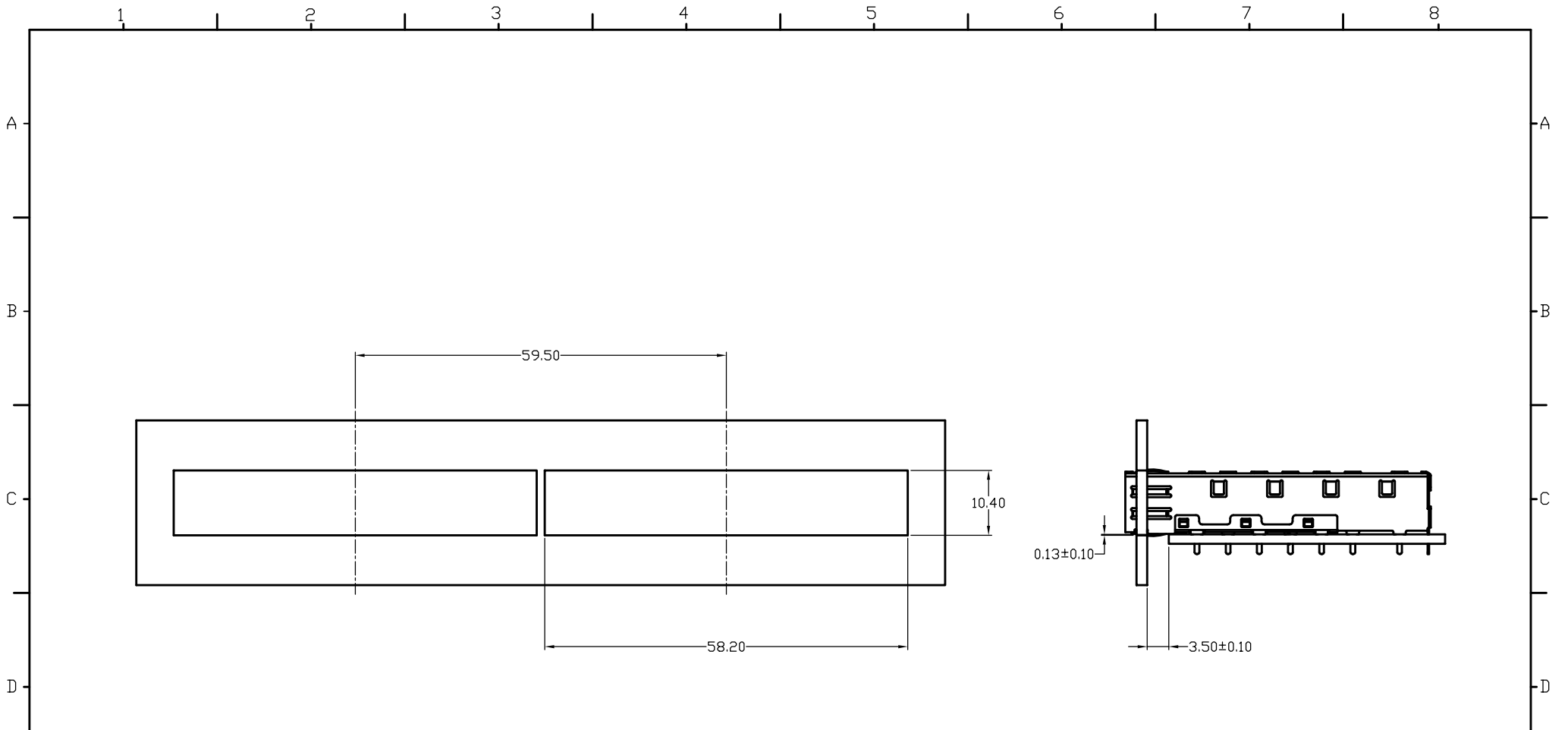


RECOMMENDED PCB LAYOUT FOR SINGLE SIDE MOUNT



UNITS ■mm □INCH		NAME: SFP 1X4 CAGE ASSY, SOLDER TYPE		 NEXTRONICS ENGINEERING CORP.	
GENERAL TOLERANCES: (UNLESS SPECIFIED)		PART NO: Z-828140000001			
	mm	INCH	APPD: 楊海文 11/06'14	DWG NO: 010-0000-553	
4 PLACE	± **.05	± **.002	CHKD: 廖小瓊 11/06'14	C	
3 PLACE	± 0.10	± **.002	DRAWN: 張 凱 11/06'14	SCALE: SHEET: REV.: 2 / 1 2 / 3 E	
2 PLACE	± 0.20	± **.002			
1 PLACE	± 0.30	± **.002			
ANGULAR:	X° ± 1°	X° ± **.002			

E	ECN-130255	11/06'14	楊海文
REV.	DESCRIPTION	DATE	APPD



RECOMMENDED BEZEL CUT-OUT AND BOARD POSITION DIMENSIONS FOR SINGLE SIDE MOUNTING

				UNITS <input checked="" type="checkbox"/> mm <input type="checkbox"/> INCH		NAME: SFP 1X4 CAGE ASSY, SOLDER TYPE		NEXTRONICS ENGINEERING CORP.																	
				GENERAL TOLERANCES: (UNLESS SPECIFIED)		PART NO: Z-8281400000001		TITLE: CUSTOMER DWG.																	
				<table border="1"> <thead> <tr> <th></th> <th>mm</th> <th>INCH</th> </tr> </thead> <tbody> <tr> <td>4 PLACE</td> <td>± **.05</td> <td>± **.002</td> </tr> <tr> <td>3 PLACE</td> <td>± 0.10</td> <td>± **.004</td> </tr> <tr> <td>2 PLACE</td> <td>± 0.20</td> <td>± **.008</td> </tr> <tr> <td>1 PLACE</td> <td>± 0.30</td> <td>± **.012</td> </tr> </tbody> </table>			mm	INCH	4 PLACE	± **.05	± **.002	3 PLACE	± 0.10	± **.004	2 PLACE	± 0.20	± **.008	1 PLACE	± 0.30	± **.012	APPD: 楊海文 11/06'14		DWG NO: 010-0000-553		C
	mm	INCH																							
4 PLACE	± **.05	± **.002																							
3 PLACE	± 0.10	± **.004																							
2 PLACE	± 0.20	± **.008																							
1 PLACE	± 0.30	± **.012																							
				ANGULAR: X°±1° X°±**		CHKD: 廖小瓊 11/06'14		SCALE: SHEET: REV.:																	
				DRAWN: 姚漢成 11/06'14		2 / 1		3 / 3																	
								E																	

E	ECN-130255	11/06'14	楊海文
REV.	DESCRIPTION	DATE	APPD