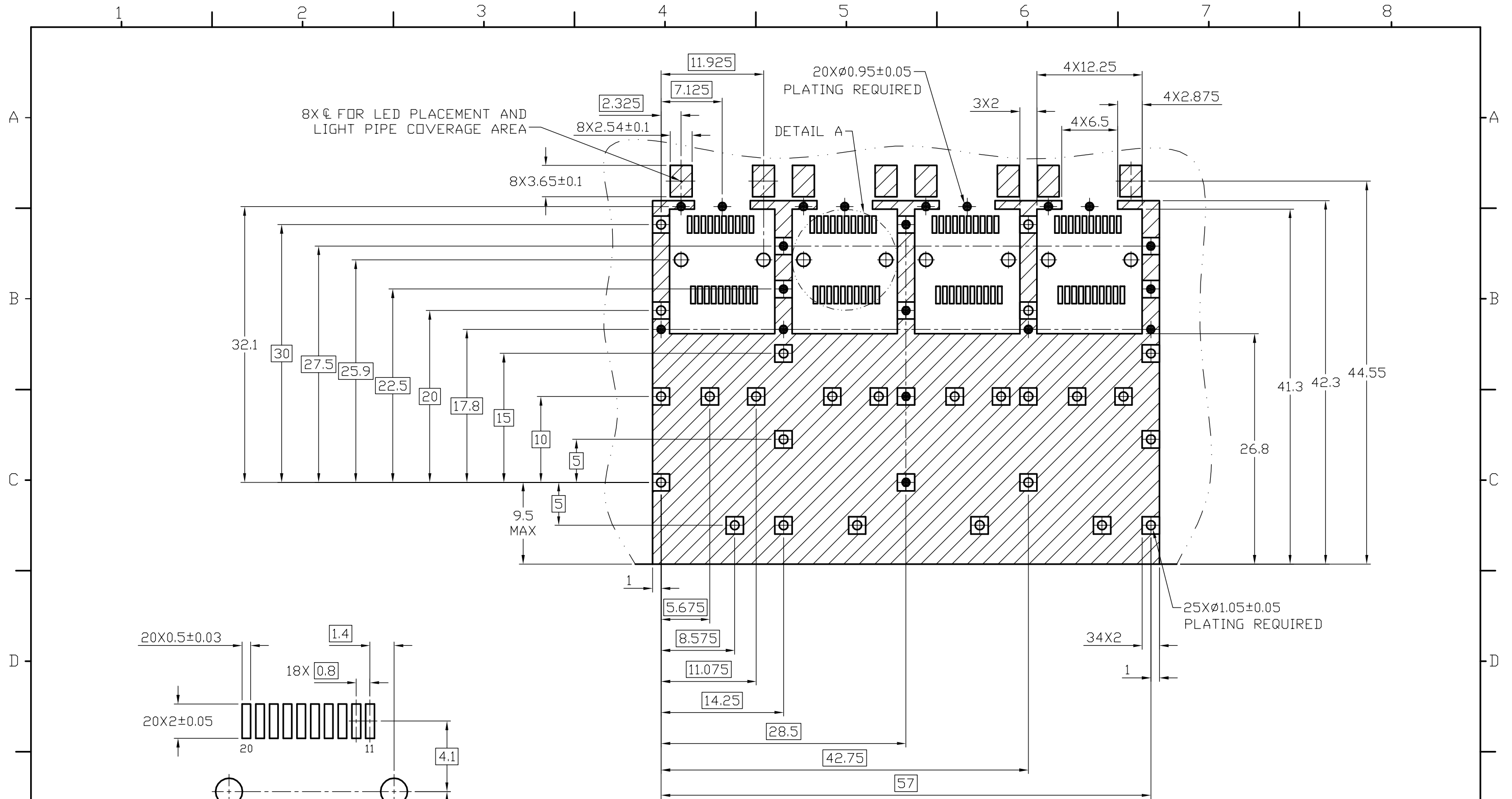
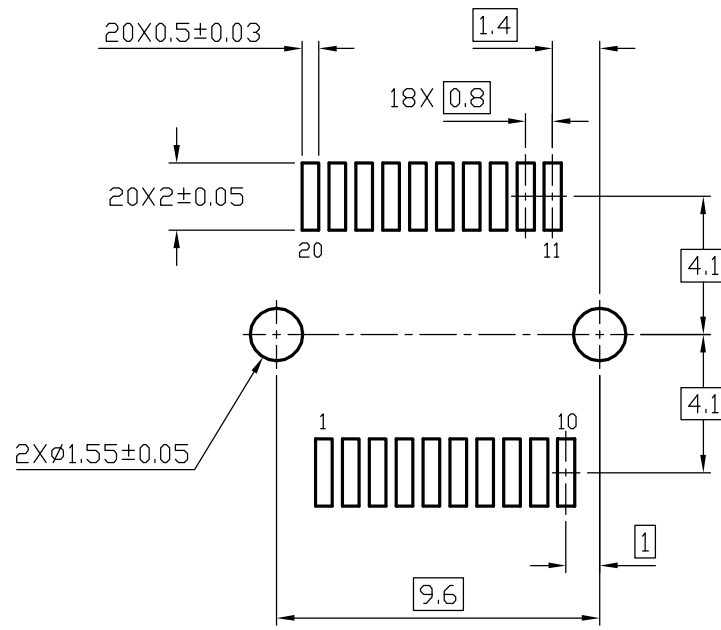


UNITS ■mm □INCH		NAME: SFP+ 1X4 CAGE,PRESS FIT, WITH EMI SPRINGS,WITH LIGHT PIPE		 NEXTRONICS ENGINEERING CORP.	
GENERAL TOLERANCES: (UNLESS SPECIFIED)		PART NO: Z-828141000011			
	mm	INCH	APPD: 楊海文 03/07'14	DWG NO: 010-0000-667	
4 PLACE	± **	±, **	CHKD: 廖小瓊 03/07'14	C	
3 PLACE	± 0.10	±, **	DRAWN: 張 凱 03/07'14	SCALE: SHEET: REV.:	
2 PLACE	± 0.20	±, **		2 / 1	1 / 3
1 PLACE	± 0.30	±, **			C
ANGULAR:	X°±1°	X°±**			

C	ECN-130255	03/07'14	楊海文
REV.	DESCRIPTION	DATE	APPD

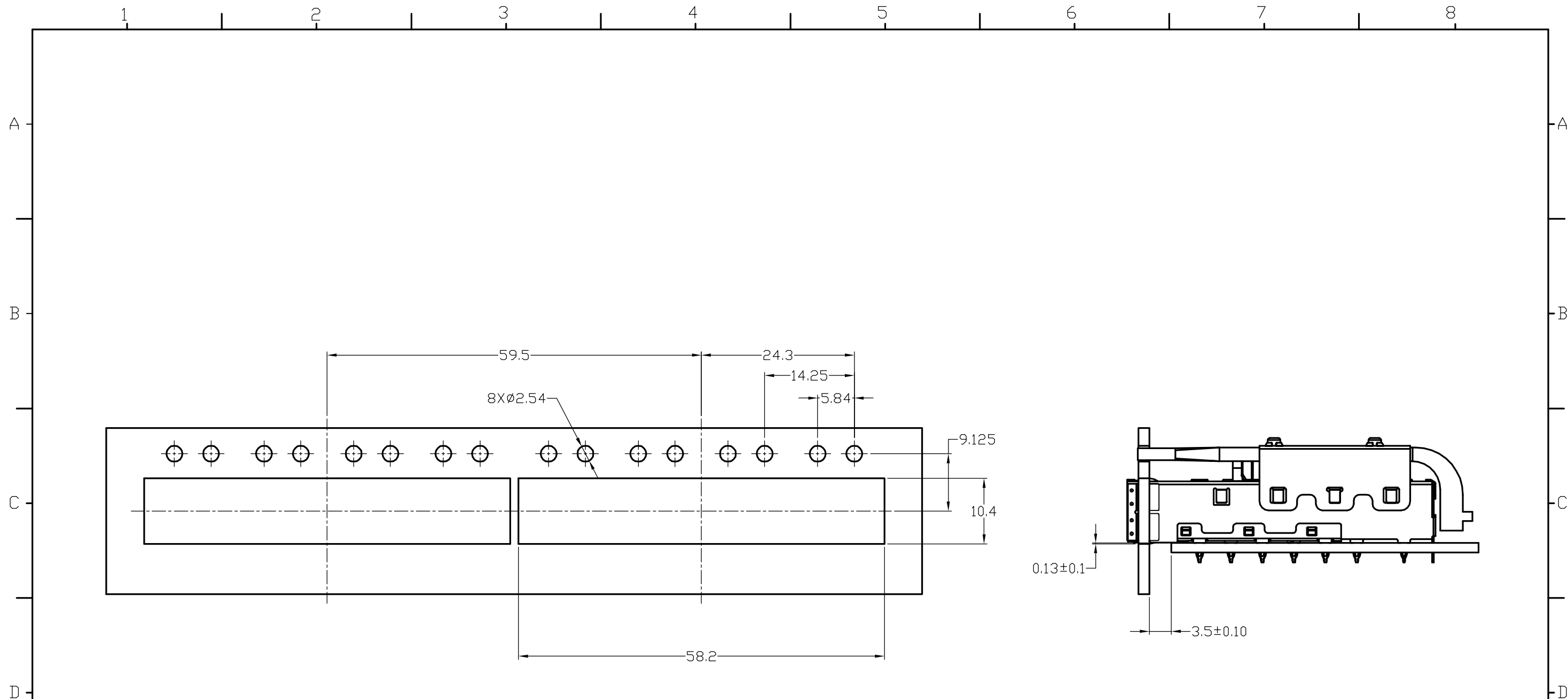


RECOMMENDED PCB LAYOUT FOR SINGLE SIDE MOUNT



UNITS ■ mm □ INCH		NAME: SFP+ 1X4 CAGE,PRESS FIT, WITH EMI SPRINGS,WITH LIGHT PIPE	nexttron® NEXTRONICS ENGINEERING CORP.		
GENERAL TOLERANCES: (UNLESS SPECIFIED)		PART NO: Z-8281410000111		TITLE: CUSTOMER DWG.	
4 PLACE	±**	INCH	APPD: 楊海文 03/07'14	DWG NO: 010-0000-667	C
3 PLACE	±0.10	mm	CHKD: 廖小瓊 03/07'14	SCALE: SHEET: REV.:	
2 PLACE	±0.20		DRAWN: 張 凱 03/07'14	2 / 1 2 / 3 B	
1 PLACE	±0.30				
ANGULAR:	X°±1°				

C	ECN-130255	03/07'14	楊海文
REV.	DESCRIPTION	DATE	APPD



RECOMMENDED BEZEL CUT-OUT AND BOARD POSITION DIMENSIONS FOR SINGLE SIDE MOUNTING

UNITS ■mm □INCH		NAME: SFP+ 1X4 CAGE,PRESS FIT, WITH EMI SPRINGS,WITH LIGHT PIPE		NEXTRONICS ENGINEERING CORP.	
GENERAL TOLERANCES: (UNLESS SPECIFIED)		PART NO: Z-828141000011			
	mm	INCH	APPD: 楊海文 03/07'14		DWG NO: 010-0000-667
4 PLACE	± **	±, **	CHKD: 廖小瓊 03/07'14		
3 PLACE	± 0.10	±, **	DRAWN: 張 凱 03/07'14		SCALE: SHEET: REV.: 2 / 1 3 / 3 C
2 PLACE	± 0.20	±, **			
1 PLACE	± 0.30	±, **			
ANGULAR:	X°± 1°	,X°± **			

C	ECN-130255	03/07'14	楊海文
REV.	DESCRIPTION	DATE	APPD