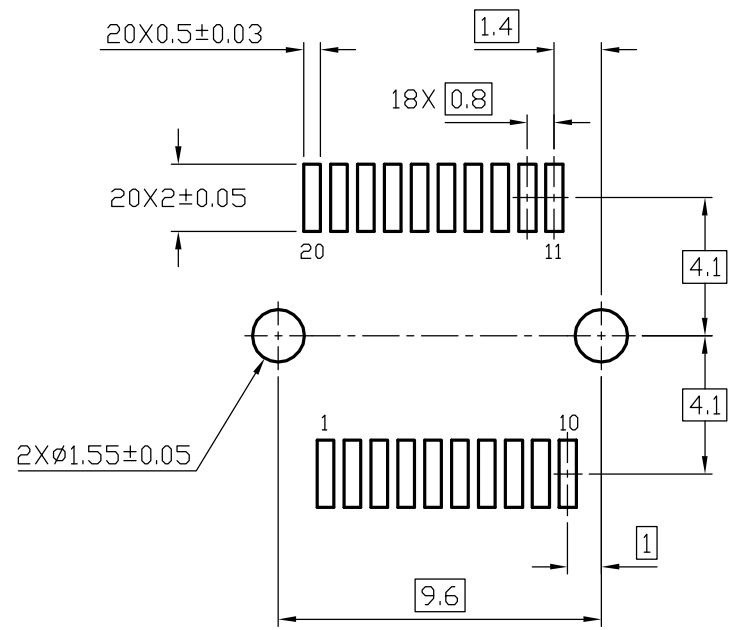
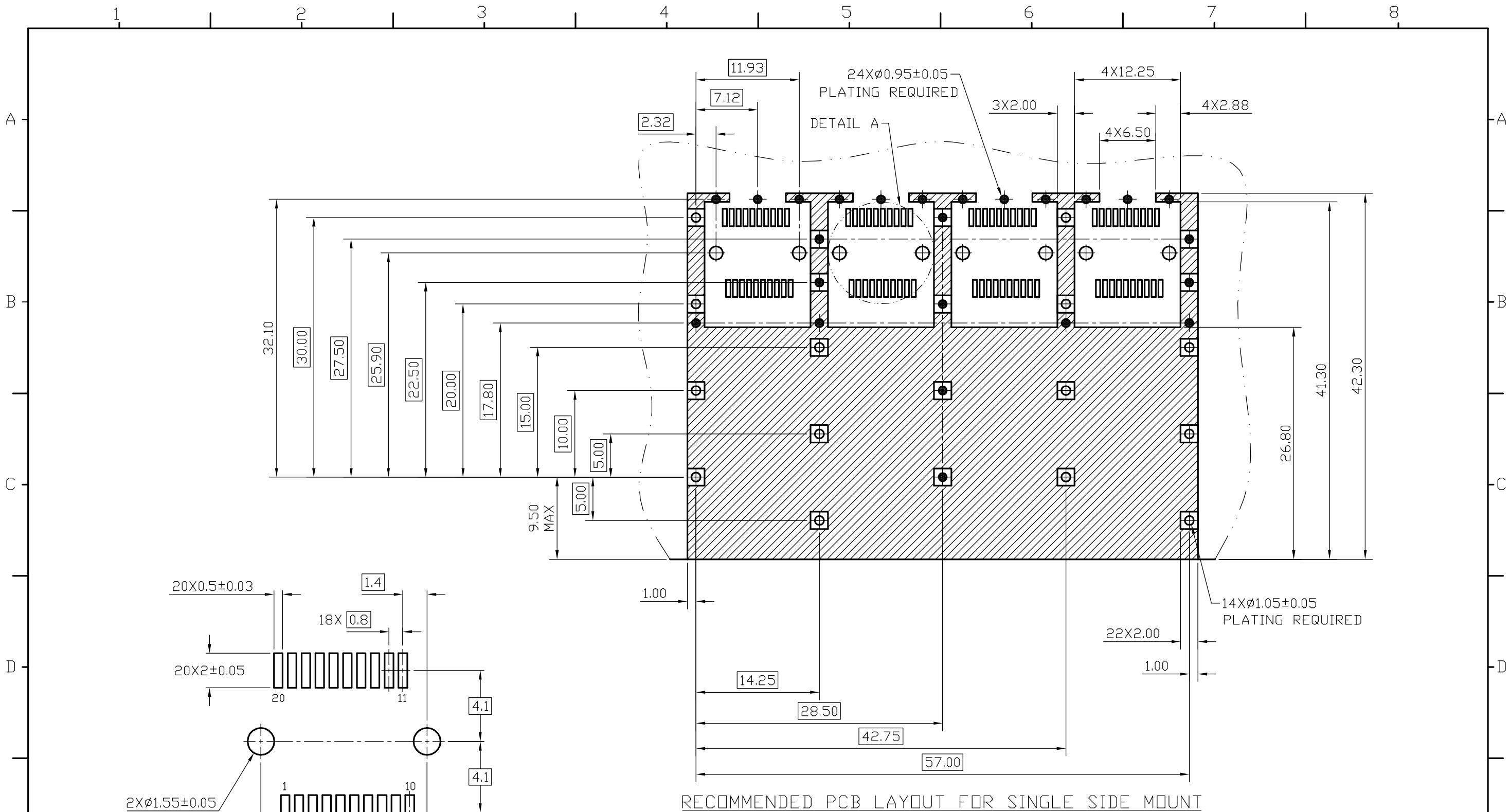


- NOTE:
1. MATERIAL:
CAGE ASSEMBLY: COPPER ALLOY.
 2. FINISH:
NICKEL PLATED.
 3. MATES WITH SFP MSA COMPLIANT TRANSCEIVERS.
 4. MINIMUM PC BOARD THICKNESS:
SINGLE SIDED = 1.50mm
 5. THIS PART MEETS THE RESTRICTION OF HAZARDOUS SUBSTANCES IN ELECTRICAL AND ELECTRONIC EQUIPMENT (ROHS) DIRECTIVE (2011/65/EU).

UNITS ■mm □INCH		NAME: SFP 1X4 CAGE ASSY, PRESS-FIT TYPE		nexttron® NEXTRONICS ENGINEERING CORP.	
GENERAL TOLERANCES: (UNLESS SPECIFIED)		PART NO: Z-8281410003001		TITLE: CUSTOMER DWG.	
	mm	INCH	APPD: 楊海文 03/07'14	DWG NO: 010-0000-B33	C
4 PLACE	±**	±,**	CHKD: 廖小瓊 03/07'14	SCALE: 2/1	SHEET: 1/3
3 PLACE	±0.10	±,**	DRAWN: 張凱 03/07'14	REV.:	A
2 PLACE	±0.20	±,**			
1 PLACE	±0.25	±,**			
ANGULAR:	X°±0.5°, X°±**				

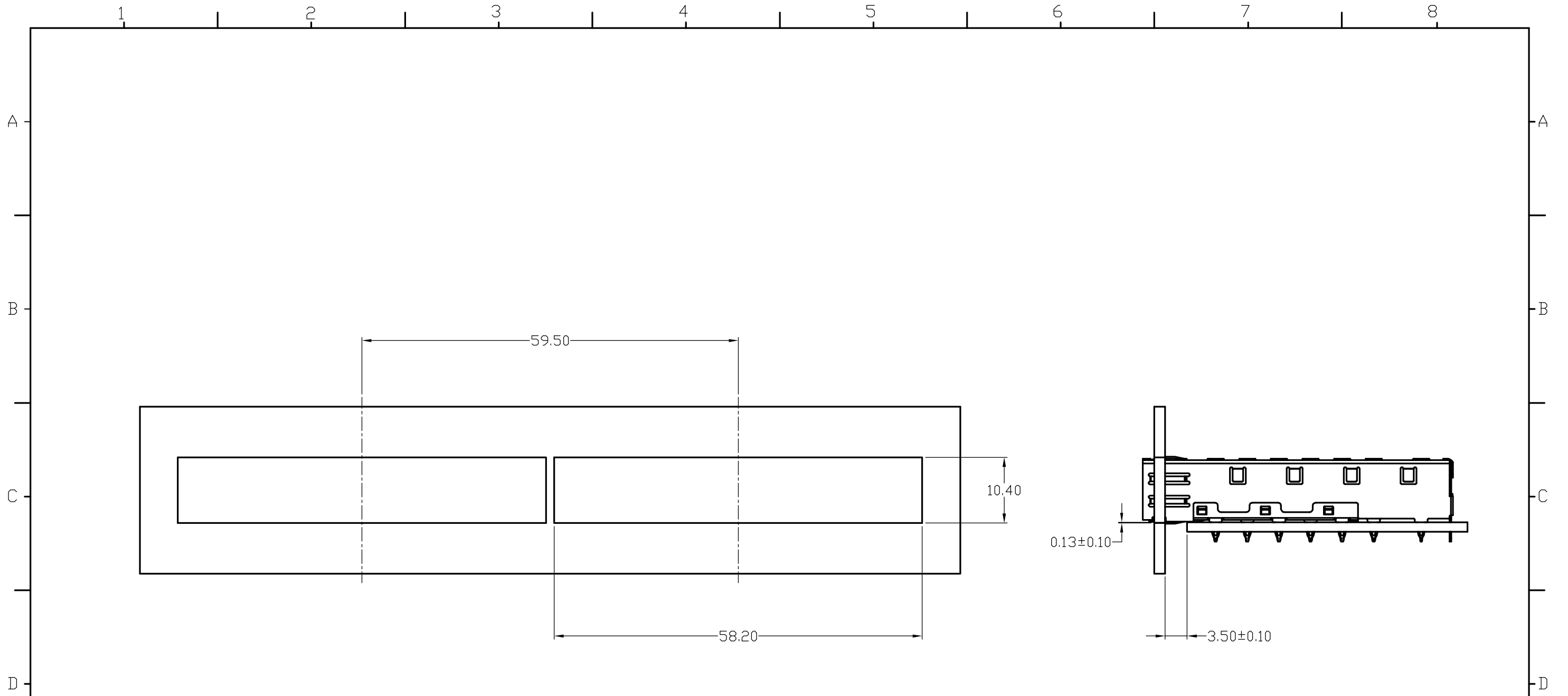
A	ECN-130255	03/07'14	楊海文
REV.	DESCRIPTION	DATE	APPD



RECOMMENDED PCB LAYOUT FOR SINGLE SIDE MOUNT

UNITS ■mm □INCH		NAME: SFP 1X4 CAGE ASSY, PRESS-FIT TYPE		NEXTRONICS ENGINEERING CORP. TITLE: CUSTOMER DWG.	
GENERAL TOLERANCES: (UNLESS SPECIFIED)		PART NO: Z-8281410003001			
	mm	INCH	APPD: 楊海文 03/07'14	C	
4 PLACE	±**	±,**	CHKD: 廖小瓊 03/07'14	SCALE: SHEET: REV.:	
3 PLACE	±0.10	±,**	DRAWN: 張凱 03/07'14	2/1	2/3
2 PLACE	±0.20	±,**			
1 PLACE	±0.25	±,**			
ANGULAR:	X°±0.5°	X°±**			

A	ECN-130255	03/07'14	楊海文
REV.	DESCRIPTION	DATE	APPD



RECOMMENDED BEZEL CUT-OUT AND BOARD POSITION DIMENSIONS FOR SINGLE SIDE MOUNTING

UNITS ■mm □INCH				NAME: SFP 1X4 CAGE ASSY, PRESS-FIT TYPE		NEXTRONICS ENGINEERING CORP.		
GENERAL TOLERANCES: (UNLESS SPECIFIED)				PART NO: Z-8281410003001		TITLE: CUSTOMER DWG.		
				APPD: 楊海文 03/07'14		DWG NO: 010-0000-B33		C
				CHKD: 廖小瓊 03/07'14		SCALE: SHEET: REV.:		
				DRAWN: 張凱 03/07'14		2 / 1 3 / 3		A
A	ECN-130255	03/07'14	楊海文	4 PLACE	±**	±,**		
REV.	DESCRIPTION	DATE	APPD	3 PLACE	±0.10	±,**		
				2 PLACE	±0.20	±,**		
				1 PLACE	±0.25	±,**		
				ANGULAR:	X°±0.5°	X°±**		