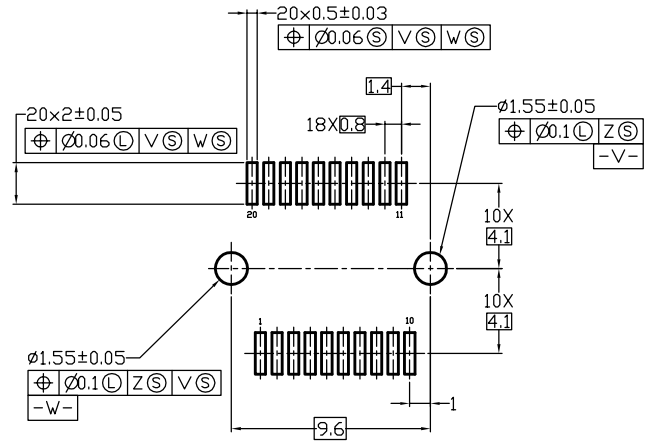
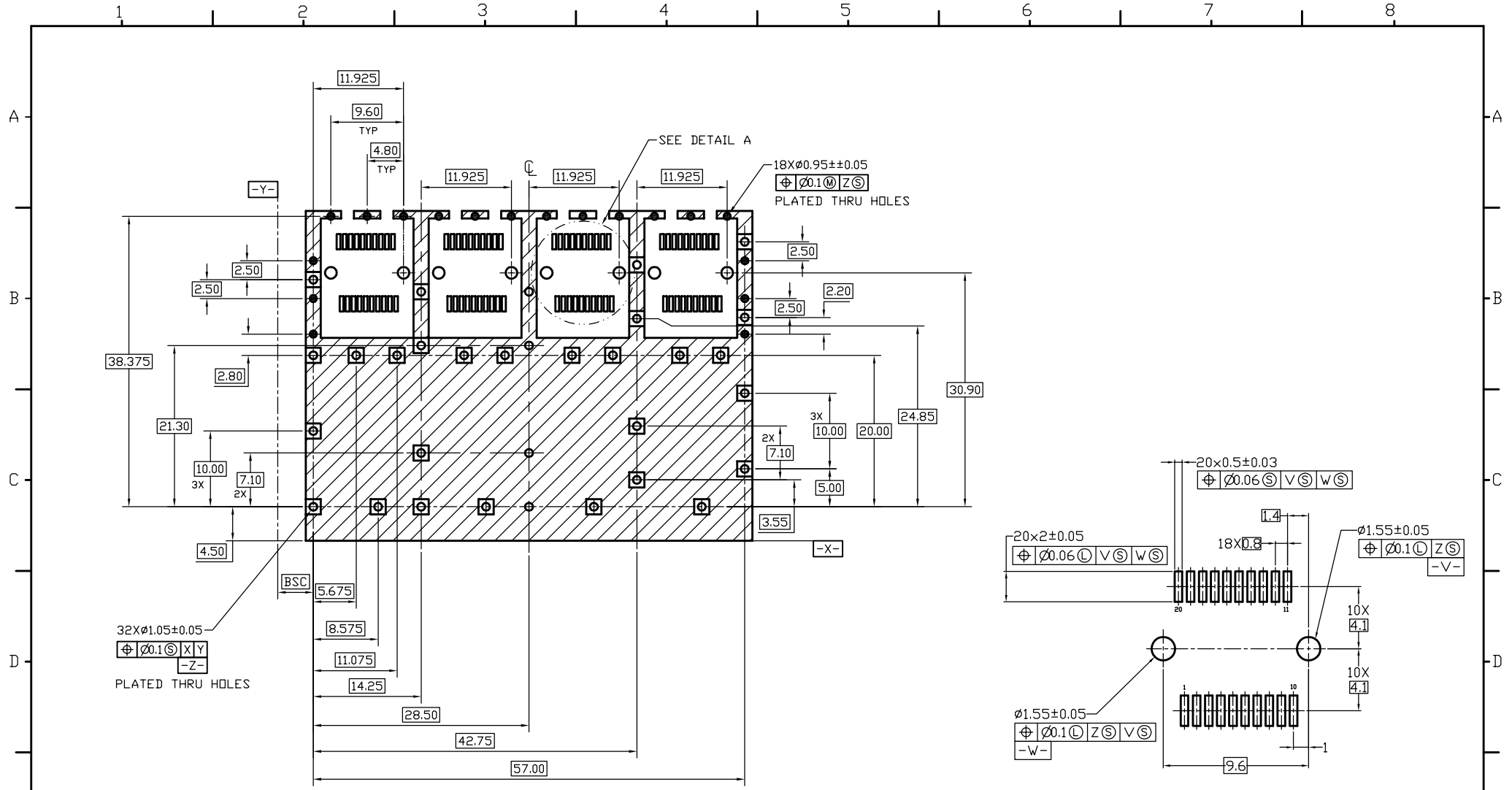


NOTE:
1. MATERIAL:
CAGE ASSEMBLY: COPPER ALLOY.
2. FINISH:
SEE P/N DESCRIPTION
3. MINIMUM PC BOARD THICKNESS:
SINGLE SIDED = 1.50mm
DOUBLE SIDED = 3.00mm
4. THIS PART MEETS THE RESTRICTION OF HAZARDOUS SUBSTANCES IN ELECTRICAL AND ELECTRONIC EQUIPMENT (ROHS) DIRECTIVE (2011/65/EU).

B1	P/N UPDATE	05/07'14	楊海文
REV.	DESCRIPTION	DATE	APPD

UNITS		NAME:	
<input checked="" type="checkbox"/> mm	<input type="checkbox"/> INCH	SFP 1X4 CAGE ASS'Y, PRESS FIT TYPE	
GENERAL TOLERANCES: (UNLESS SPECIFIED)		PART NO:	
	mm	Z-82814100*600*	
4 PLACE	± **	APPD: 楊海文 05/07'14	
3 PLACE	± 0.10	CHKD: 廖小瓊 05/07'14	
2 PLACE	± 0.20	DRAWN: 張 凱 05/07'14	
1 PLACE	± 0.30		
ANGULAR:	X°±3°		

NEXTRON® NEXTRONICS ENGINEERING CORP.	
TITLE: CUSTOMER DWG.	
DWG NO: 010-0000-A37	
SCALE: 2/1	SHEET: 1/4
REV.:	B1



DETAIL A SCALE 2:1

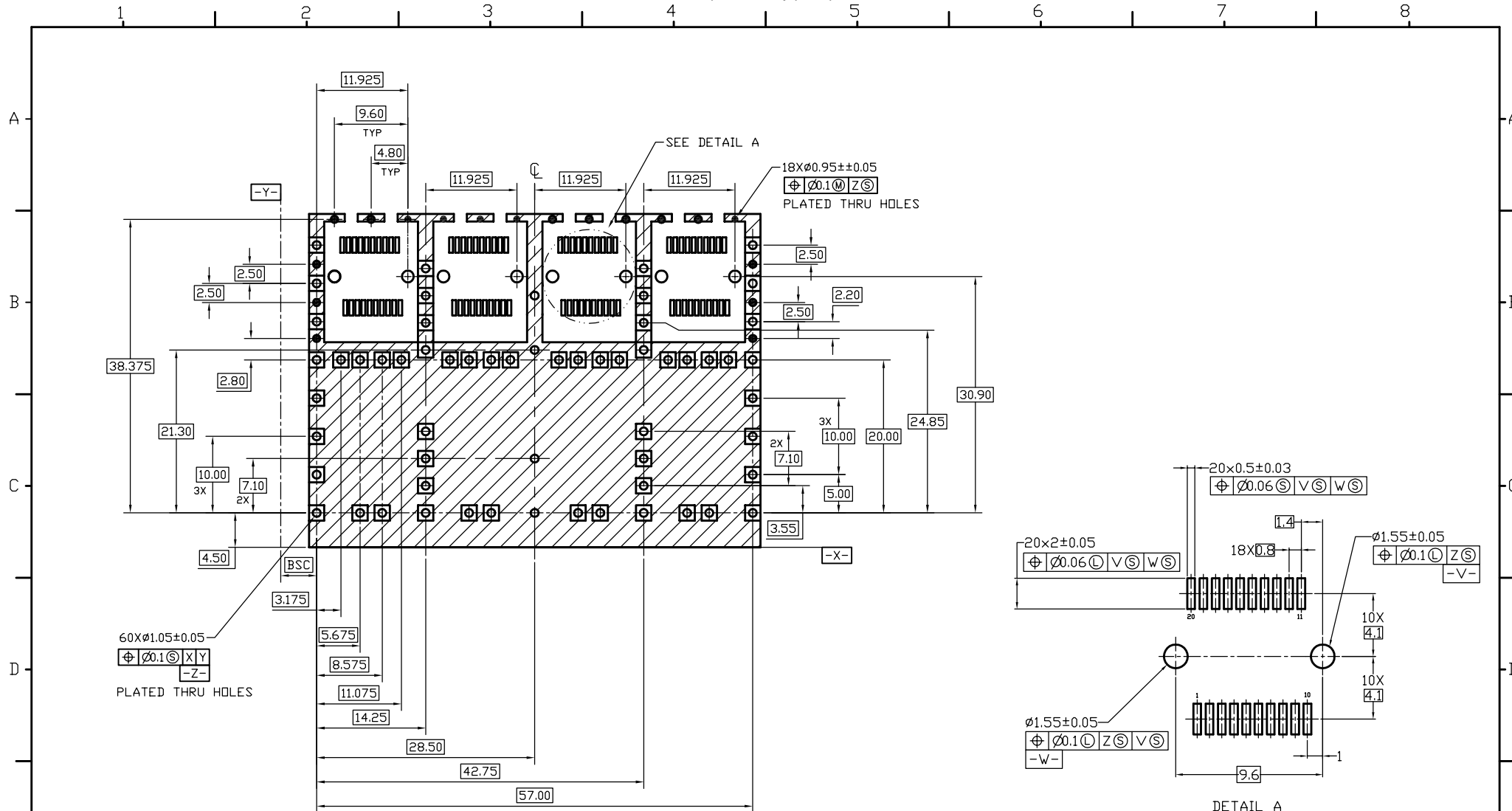
RECOMMENDED PC BOARD CONFIGURATION

UNITS		NAME:	
■ mm □ INCH		SFP 1X4 CAGE ASS'Y, PRESS FIT TYPE	
GENERAL TOLERANCES: (UNLESS SPECIFIED)		PART NO: Z-82814100*600*	
	mm	INCH	
4 PLACE	± **	± **	
3 PLACE	± 0.10	± **	
2 PLACE	± 0.20	± **	
1 PLACE	± 0.30	± **	
ANGULAR:	X° ± 3°	X° ± 3°	

APPD: 楊海文 05/07'14		TITLE:	
CHKD: 廖小瓊 05/07'14		CUSTOMER DWG.	
DRAWN: 張凱 05/07'14		DWG NO: 010-0000-A37	
		SCALE:	SHEET: REV.:
		2/1	2/4 B1

NEXTRON [®]		NEXTRONICS ENGINEERING CORP.	
CUSTOMER DWG.		C	

B1	P/N UPDATE	05/07'14	楊海文
REV.	DESCRIPTION	DATE	APPD



RECOMMENDED PC BOARD CONFIGURATION

UNITS ■mm □INCH		NAME: SFP 1X4 CAGE ASS'Y, PRESS FIT TYPE		 NEXTRONICS ENGINEERING CORP.	
GENERAL TOLERANCES: (UNLESS SPECIFIED)		PART NO: Z-82814100*600*			
		mm	INCH	APPD: 楊海文 05/07'14	DWG NO: 010-0000-A37
4 PLACE	± **	± **		CHKD: 廖小瓊 05/07'14	C
3 PLACE	± 0.10	± **		DRAWN: 張 凱 05/07'14	
2 PLACE	± 0.20	± **			
1 PLACE	± 0.30	± **			
ANGULAR:	X°±3°	X°±3°			

B1	P/N UPDATE	05/07'14	楊海文
REV.	DESCRIPTION	DATE	APPD

